

SOS IN LIFESCIENCES

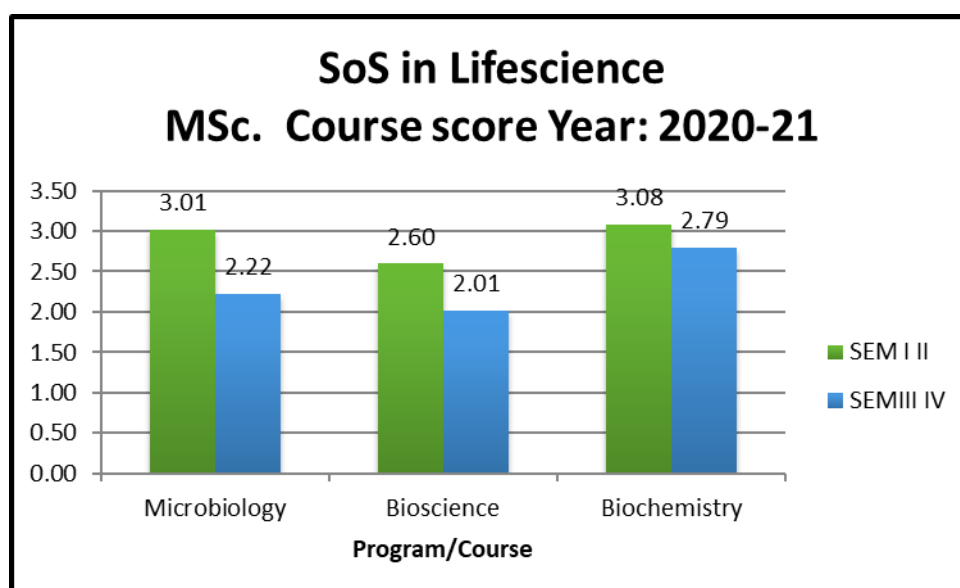
STUDENT FEEDBACK (2020-21)

Abbreviations used

NAMES OF FACULTY			
AKG	Prof. AK Gupta	AE	Dr. Amia Ekka, Assoc.Prof.
SCN	Prof. SC Naithani	LP	Mr. Labya Prabhas, AP.
SKP	Prof. SK Prasad	MKP	Dr. Manoj Kr. Patel, AP
RKP	Prof. RK Pradhan	SSD	Dr. Shivendra Singh Devhare, AP
AP	Prof. Aditi N. Poddar	PAK	Mr. Pervez Ahmed Khan
ARTI	Prof. Arti Parganiha		

SCORING			
4	3	2	1
A	B	C	D
Very good	Good	Satisfactory	Unsatisfactory


Feedback acquired through online mode in view of Covid- 19 pandemic by using Google forms



SoS in Lifesciences: Student percent response to various courses

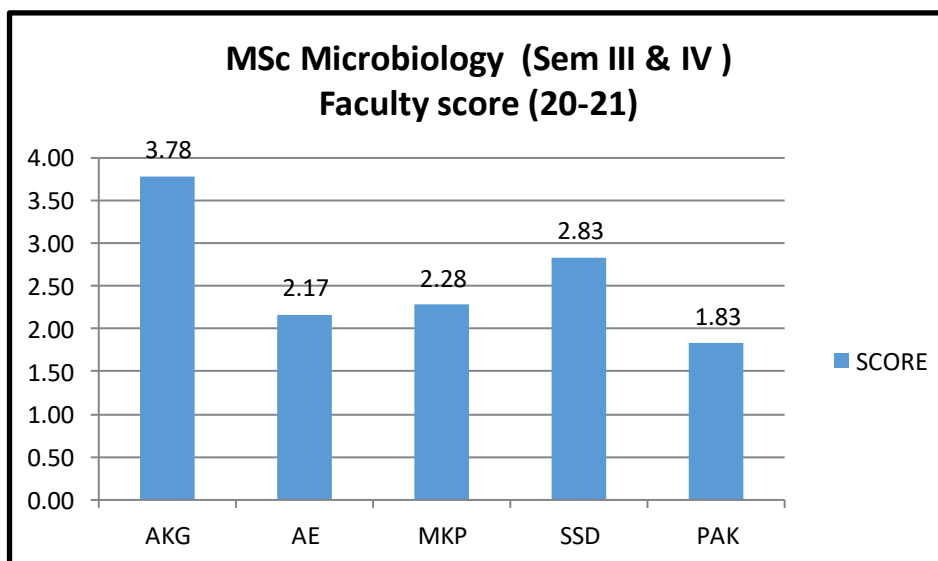
PROGRAM /COURSE	SEM.	TOTAL RESPONSES	% RESPONSE OF STUDENTS			
			Very Good	Good	Satisfactory	Unsatisfactory
Microbiology	I & II	8	50	12.5	37.5	0
	III &IV	3	0	33.3	66.7	0
Bioscience	I & II	12	9.1	72.7	0	18.2
	III &IV	8	12.5	12.5	37.5	37.5
Biochemistry	I & II	11	36.4	45.5	9.1	9.1
	III &IV	8	0	62.5	37.5	0

MSC MICROBIOLOGY



MSc. Microbiology (SemI &II) : Student percent response to faculty

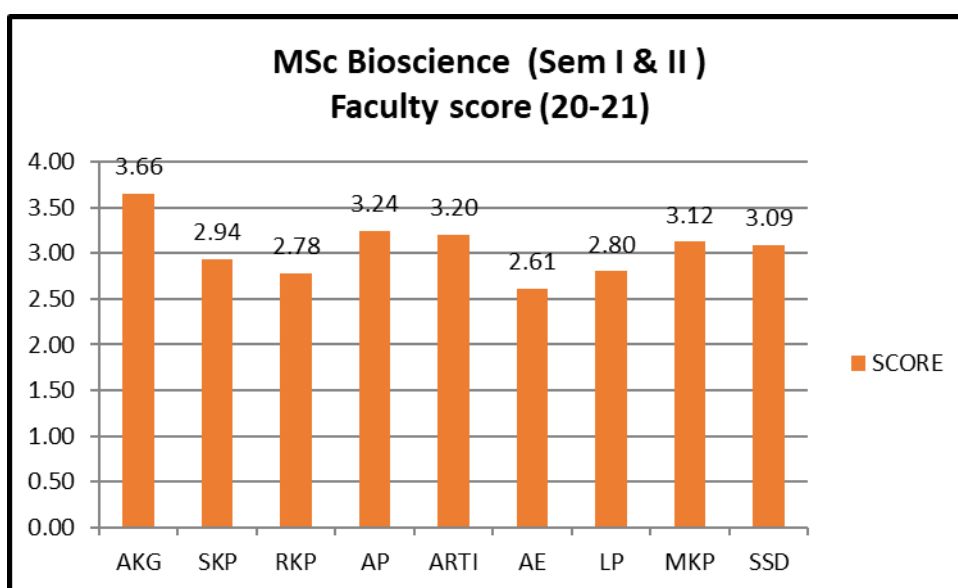
FACULTY	TOTAL RESPONSES	% RESPONSE OF STUDENTS			
		Very Good	Good	Satisfactory	Unsatisfactory
AKG	6	66.7	33.3	0	0
SKP	5	50	25	0	25
RKP	4	25	75	0	0
AP	5	80	20	0	0
ARTI	6	50	50	0	0
AE	5	0	80	0	20
LP	5	40	20	0	40
MKP	5	80	20	0	0
SSD	7	71.4	14.3	0	14.3



MSc. Microbiology (SemIII&IV) : Student percent response to faculty

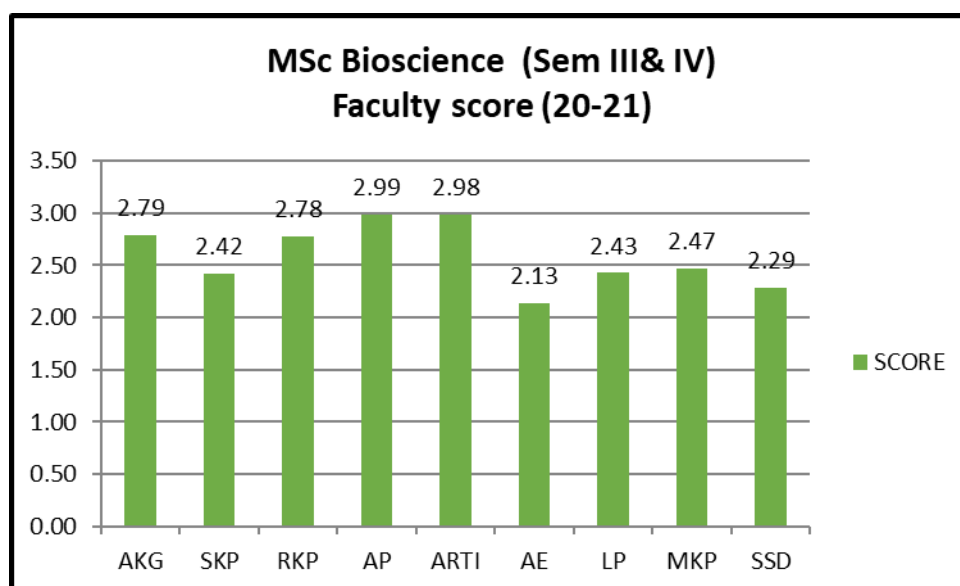
FACULTY	TOTAL RESPONSES	% RESPONSE OF STUDENTS			
		Very Good	Good	Satisfactory	Unsatisfactory
AKG	2	100			
AE	2	0	50	50	0
MKP	2	0	50	50	0
SSD	2	0	100	0	0
PAK	2	0	50	0	50

MSC BIOSCIENCES



MSc Bioscience(sem I &II): Student percent response to faculty

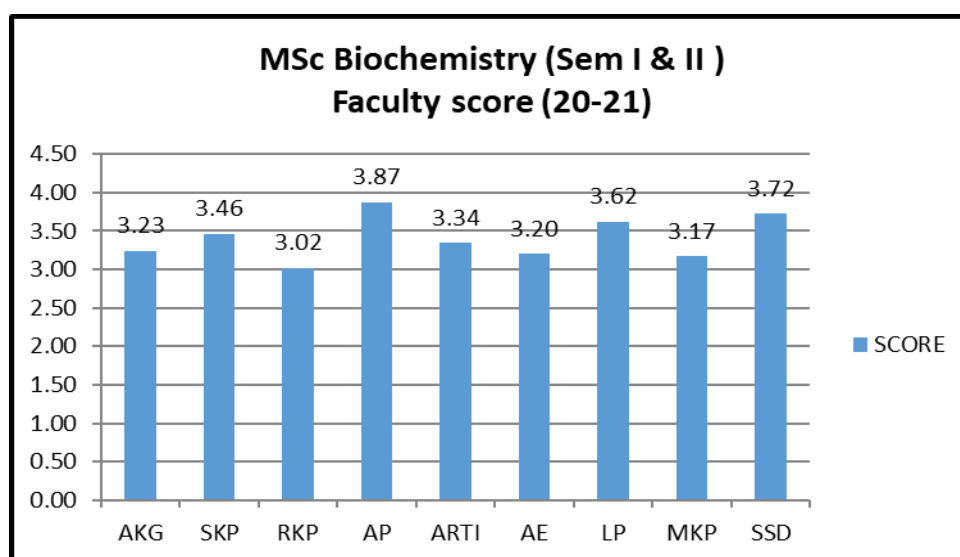
FACULTY	TOTAL RESPONSES	% RESPONSE OF STUDENTS			
		Very Good	Good	Satisfactory	Unsatisfactory
AKG	10	80	10	10	0
SKP	7	28.6	57.1	0	14.3
RKP	8	12.5	50	25	12.5
AP	11	45.5	18.2	36.4	0
ARTI	10	30	40	30	0
AE	6	16.7	50	16.7	16.7
LP	9	11.1	66.7	11.1	11.1
MKP	9	55.6	22.2	11.1	11.1
SSD	9	33.3	44.4	11.1	11.1



MSc. Bioscience (SemIII &IV) : Student percent response to faculty

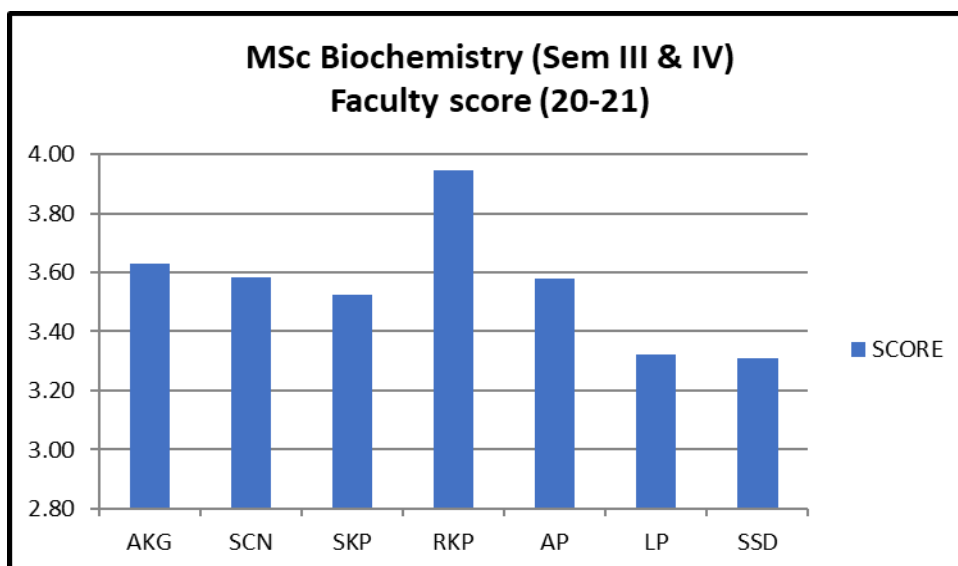
FACULTY	TOTAL RESPONSES	% RESPONSE OF STUDENTS			
		V GOOD	GOOD	SAT	UNSAT
AKG	11	18.2	27.3	54.5	0
SKP	8	12.5	12.5	62.5	12.5
RKP	6	16.7	33.3	50	0
AP	10	20	40	40	0
ARTI	6	16.7	50	33.3	0
AE	5	0	20	60	20
LP	6	0	33.3	66.7	0
MKP	8	0	50	50	0
SSD	7	0	28.6	57.1	14.3

MSC BIOCHEMISTRY



MSc Biochemistry (sem I &II): Student percent response to faculty

FACULTY	TOTAL RESPONSES	% RESPONSE OF STUDENTS			
		Very Good	Good	Satisfactory	Unsatisfactory
AKG	9	44.4	33.3	22.2	0
SKP	6	66.7	33.3	0	0
RKP	10	30	40	30	0
AP	7	85.7	14.3	0	0
ARTI	12	66.7	8.3	25	0
AE	5	40	20	40	0
LP	7	71.4	28.6	0	0
MKP	6	33.3	66.7	0	0
SSD	8	87.5	12.5	0	0



MSc Biochemistry (sem III &IV): Student percent response to faculty

FACULTY	TOTAL RESPONSES	% RESPONSE OF STUDENTS			
		Very Good	Good	Satisfactory	Unsatisfactory
AKG	9	66.7	33.3	0	0
SCN	4	75	25	0	0
SKP	7	42.9	57.1	0	0
RKP	6	100	0	0	0
AP	9	66.7	33.3	0	0
LP	10	30	60	10	0
SSD	9	44.4	44.4	11.1	0

ACTION TAKEN REPORT

In view of the Covid- 19 pandemic, feedback was obtained through online mode,by using Google forms .The grading given by students to the Courses and faculty was circulated among the faculty members. An upgrade in their teaching skills was requested.

Aditi Niyogi Poddar
Professor in charge
Student feedback, SLS