

SOS IN LIFESCIENCES

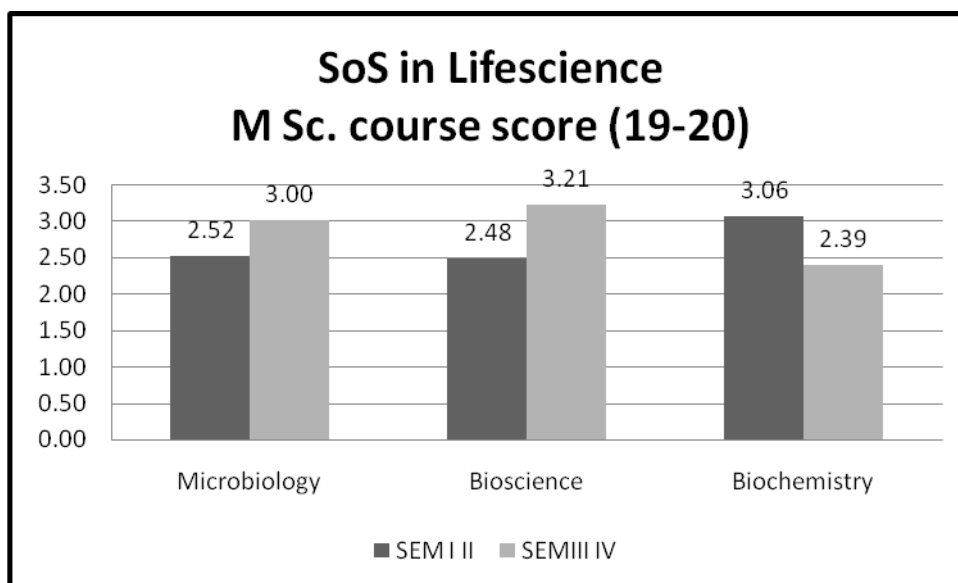
STUDENT FEEDBACK (2019-20)

Abbreviations used

NAMES OF FACULTY			
AKG	Prof. AK Gupta	AE	Dr. Amia Ekka, Assoc.Prof.
SCN	Prof. SC Naithani	LP	Mr. Labya Prabhas, Asst. Prof.
SKP	Prof. SK Prasad	MKP	Dr. Manoj Patel, Asst Prof.
RKP	Prof. RK Pradhan	SSD	Dr. Shivendra Singh Devhare , Asst Prof.
AP	Prof. Aditi N.Poddar	PAK	Mr. Pervez Ahmed Khan
ARTI	Prof. Arti Parganiha		

SCORING			
4	3	2	1
A	B	C	D
Very good	Good	Satisfactory	Unsatisfactory


Feedback acquired through online mode in view of Covid- 19 pandemic by using Google forms



SoS in Lifesciences: Student percent response to various courses

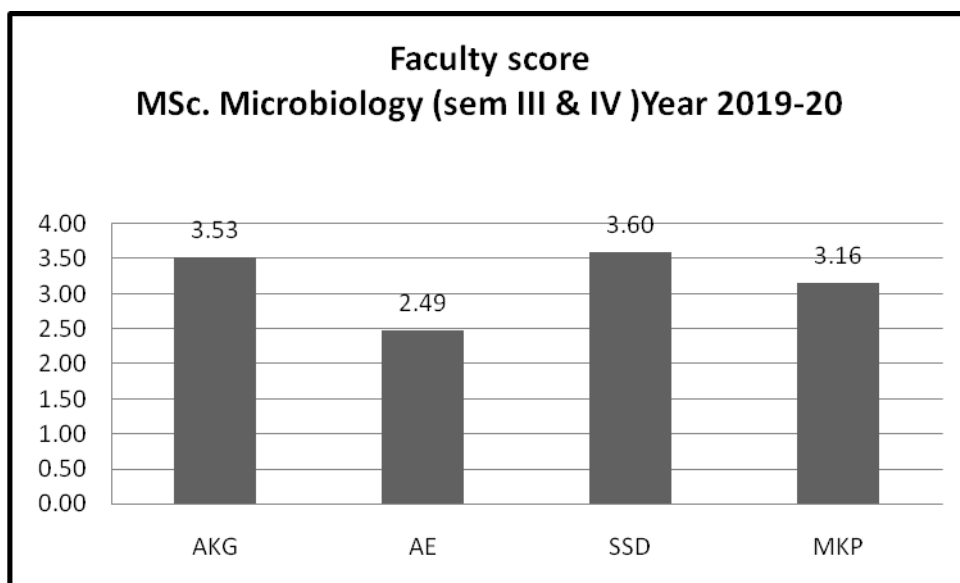
Program /Course	Sem.	Total Responses	% Response of students			
			Very good	Good	Satisfactory	Unsatisfactory
MSc. Microbiology	I & II	6	0	72.7	18.2	9.1
	III & IV	6	16.7	66.7	16.7	0
MSc. Bioscience	I & II	7	14.3	42.9	28.6	14.3
	III & IV	10	40	40	20	0
MSc. Biochemistry	I & II	7	25	62.5	12.5	0
	III & IV	3	33.3	33.3	0	33.3

MSC MICROBIOLOGY



MSc. Microbiology (SemI &II) : Student percent response to faculty

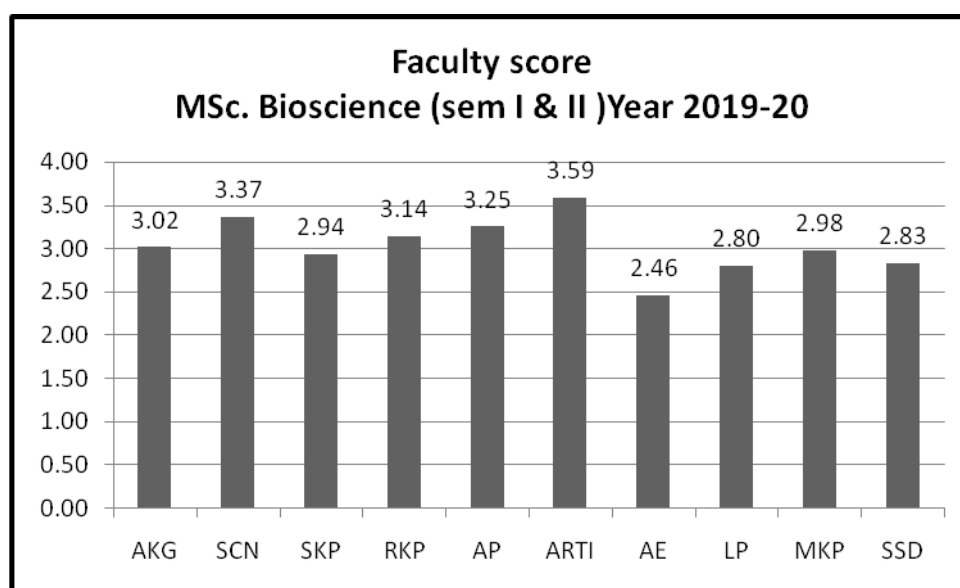
Name of Faculty	No. of Responses	% Response of students			
		Very good	Good	Satisfactory	Unsatisfactory
AKG	10	80	0	20	0
SCN	8	87.5	12.5	0	0
SKP	10	30	20	30	20
RKP	8	0	87.5	13	0
AP	8	62.5	37.5	0	0
ARTI	8	50	50	0	0
AE	9	11.1	55.5	22	11.1
LP	8	12.5	62.5	13	12.5
MKP	10	20	50	10	20
SSD	9	44.4	55.6	0	0



MSc. Microbiology (SemIII&IV) : Student percent response to faculty

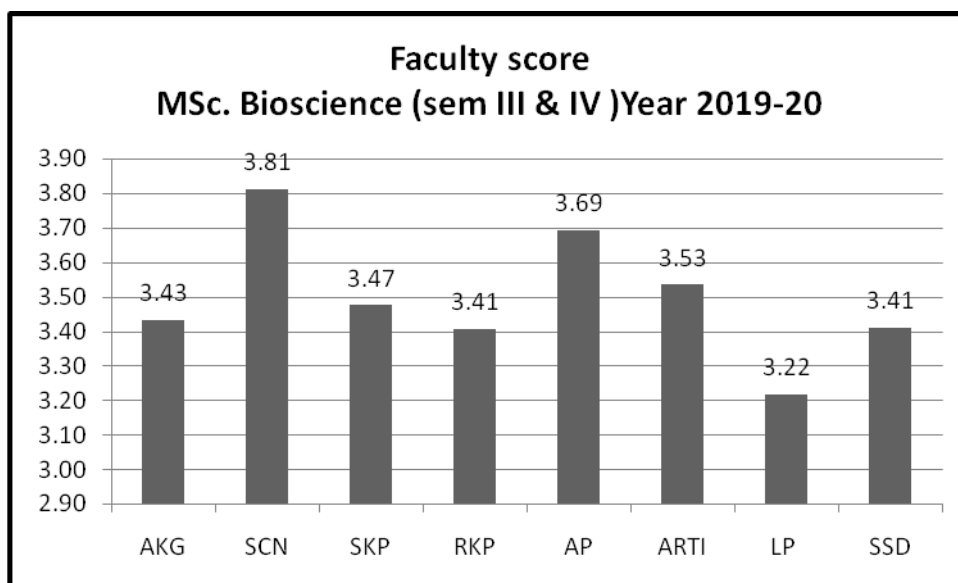
Name of Faculty	No. of Responses	% Response of students			
		Very good	Good	Satisfactory	Unsatisfactory
AKG	8	75	25		
AE	8	25	12.5	50	12.5
MKP	7	28.6	57.1		14.3
SSD	7	100			
PAK	7	85.7	14.3		

MSC BIOSCIENCES



MSc Bioscience(sem I &II): Student percent response to faculty

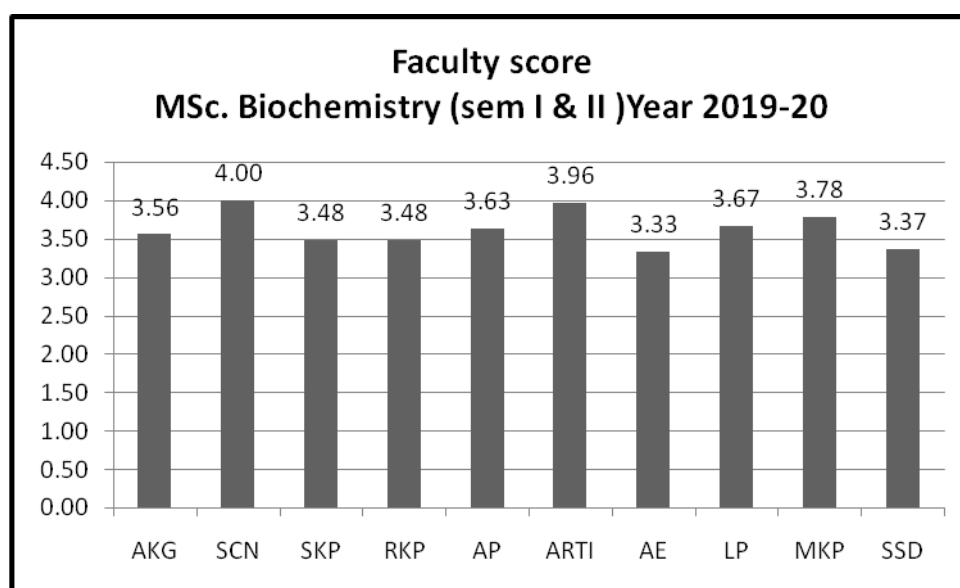
Name of Faculty	No. of Responses	% Response of students			
		Very good	Good	Satisfactory	Unsatisfactory
AKG	7	28.6	71.4	0	0
SCN	7	57.1	42.9	0	0
SKP	7	28.6	42.9	28.6	0
RKP	8	50	25	25	0
AP	7	42.9	57.1	0	0
ARTI	7	71.4	28.6	0	0
AE	6	16.7	50	16.7	16.7
LP	6	16.7	50	33.3	0
MKP	5	20	80	0	0
SSD	7	25	50	12.5	12.5



MSc. Bioscience (SemIII &IV) : Student percent response to faculty

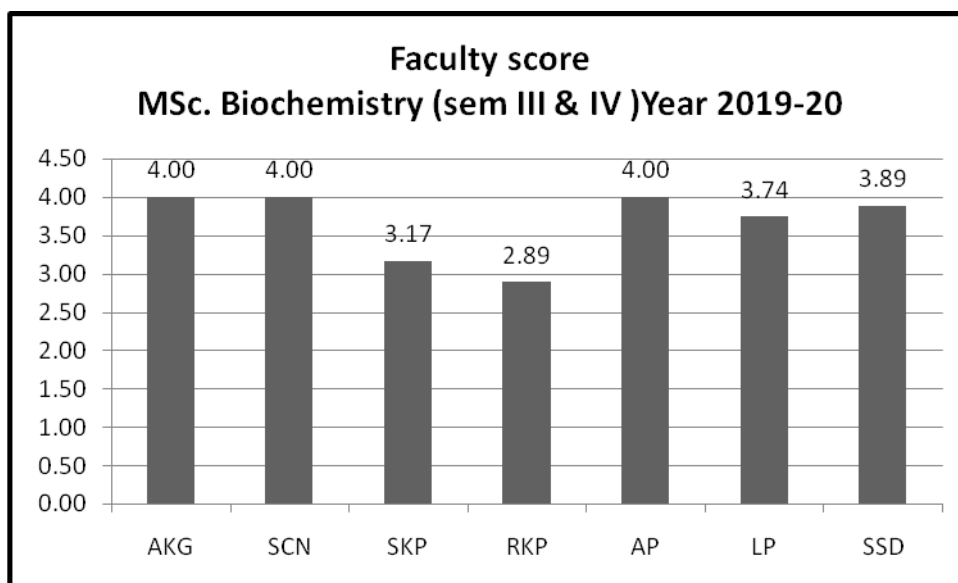
Name of Faculty	No. of Responses	% Response of students			
		Very good	Good	Satisfactory	Unsatisfactory
AKG	11	54.5	45.5	0	0
SCN	5	80	20	0	0
SKP	8	62.5	37.5	0	0
RKP	6	50	50	0	0
AP	7	71.4	28.6	0	0
ARTI	6	50	50	0	0
LP	8	37.5	50	12.5	0
SSD	5	40	60	0	0

MSC BIOCHEMISTRY



MSc Biochemistry (sem I &II): Student percent response to faculty

Name of Faculty	No. of Responses	% Response of students			
		Very good	Good	Satisfactory	Unsatisfactory
AKG	7	71.4	28.6	0	0
SCN	5	80	20	0	0
SKP	8	37.5	62.5	0	0
RKP	8	50	50	0	0
AP	7	28.6	71.4	0	0
ARTI	7	57.1	28.6	14.3	0
AE	10	20	70	10	0
LP	6	33.3	66.7	0	0
MKP	7	42.9	57.1	0	0
SSD	7	42.9	57.1	0	0



MSc Biochemistry (sem III &IV): Student percent response to faculty

Name of Faculty	No. of Responses	% Response of students			
		Very good	Good	Satisfactory	Unsatisfactory
AKG	2	100	0	0	0
SCN	1	100	0	0	0
SKP	2	50	50	0	0
RKP	2	50	0	50	0
AP	2	100	0	0	0
LP	3	100	0	0	0
SSD	3	100	0	0	0

ACTION TAKEN REPORT

In view of the Covid- 19 pandemic, feedback was obtained through online mode,by using Google forms .The grading given by students to the Courses and faculty was circulated among the faculty members with the request for improvement in teaching.

Aditi Niyogi Poddar
Professor in charge
Student feedback, SLS