

**SoS in Economics**  
**Pt. Ravishankar Shukla University**  
**Raipur (C.G.) 492010**

**Student Feedback Report 2021-22**

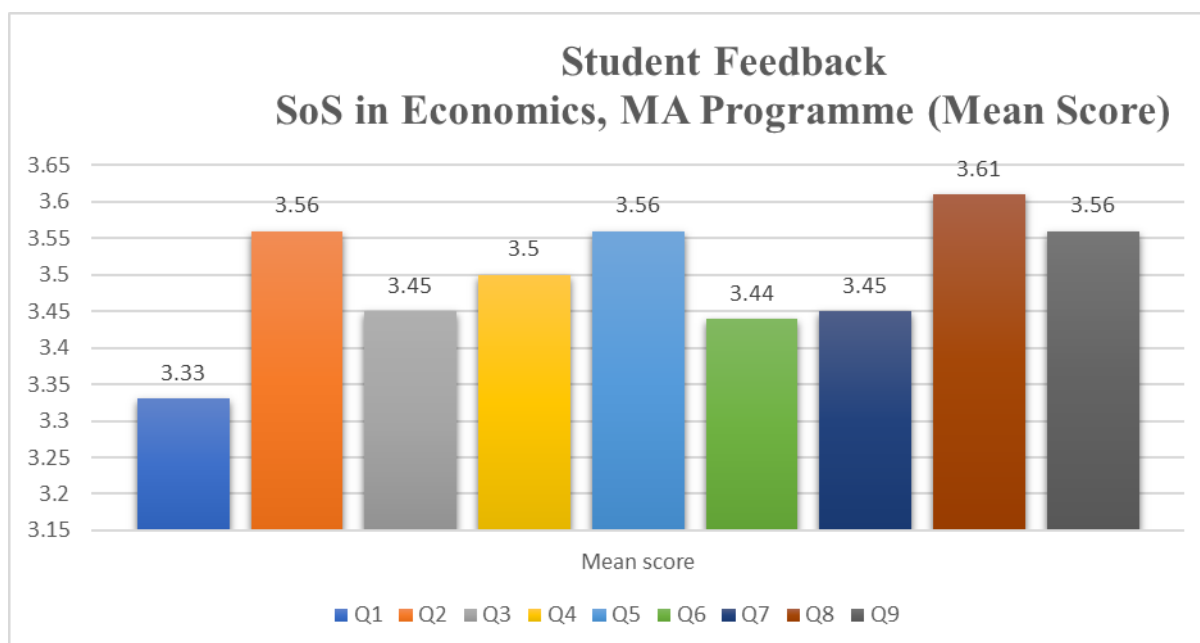
**Abbreviations used**

Abbreviations	Name of Faculty
<b>A</b>	Dr. R. Prasad
<b>B</b>	Dr. A. K. Pandey
<b>C</b>	Dr. Ravindra Brahme
<b>D</b>	Dr. B. L. Sonekar
<b>E</b>	Dr. Archana Sethi
<b>F</b>	Dr. Sunil Kumeti

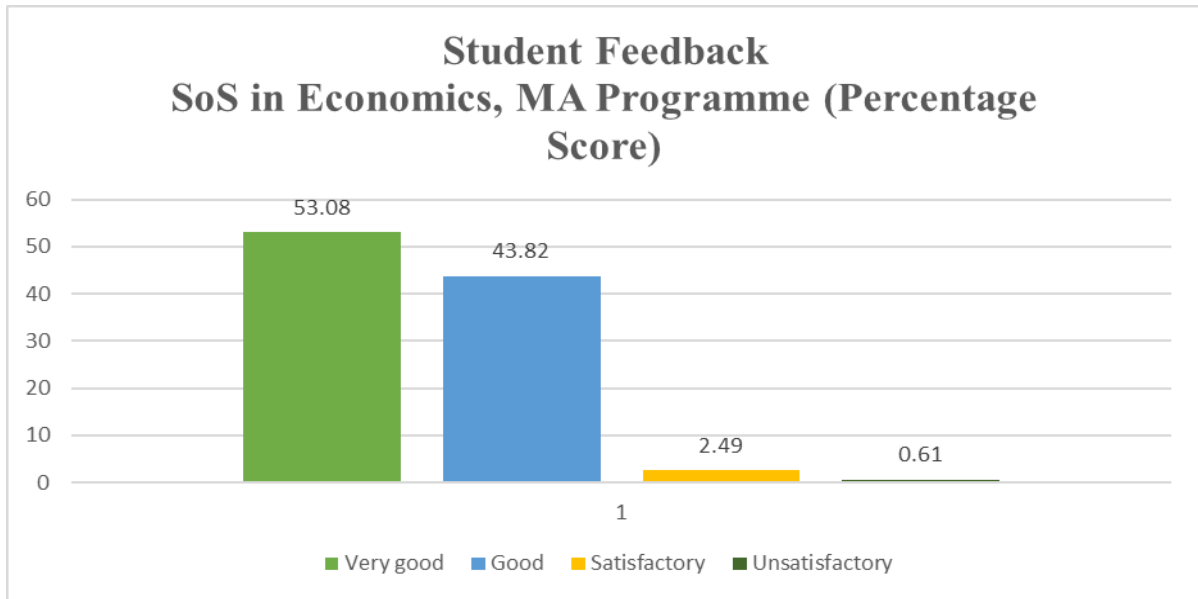
SCORING			
4	3	2	1
<b>A</b>	<b>B</b>	<b>C</b>	<b>D</b>
Very good	Good	Satisfactory	Unsatisfactory

No. of students participating –M.A. Economics IV Sem = 18  
 Total No. of students –M.A. Economics IV Sem = 27  
 Total faculty members Permanent (6) = Total 06

**M.A. Programme Student Feedback**

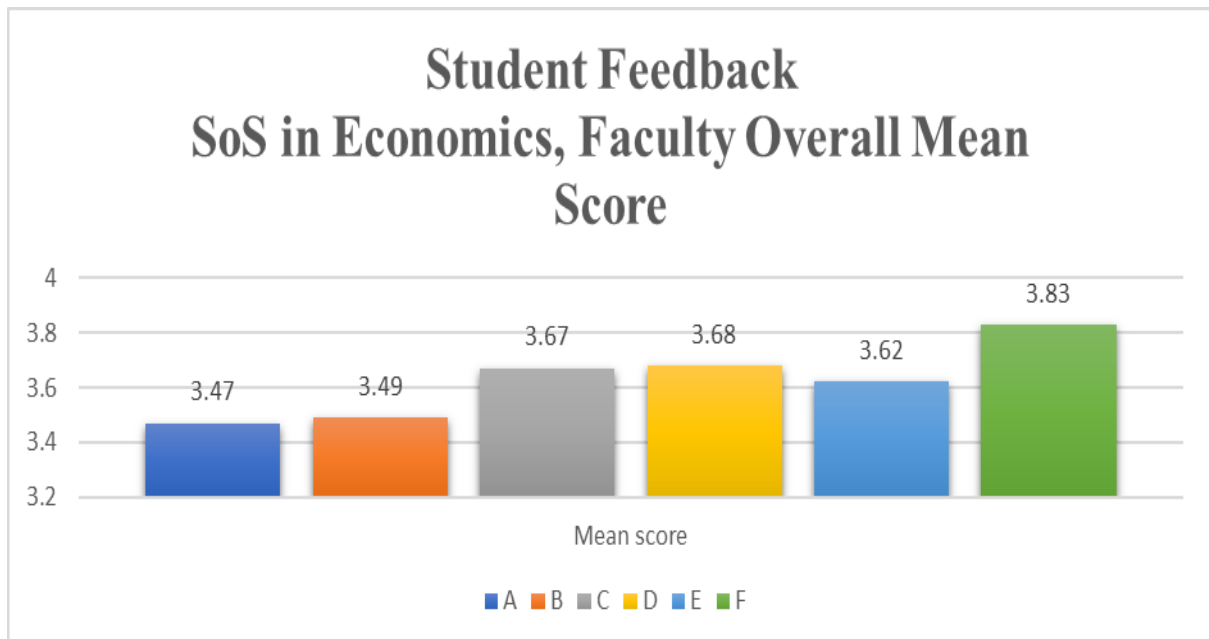


## PERCENT RESPONSE



## Faculty Student Feedback

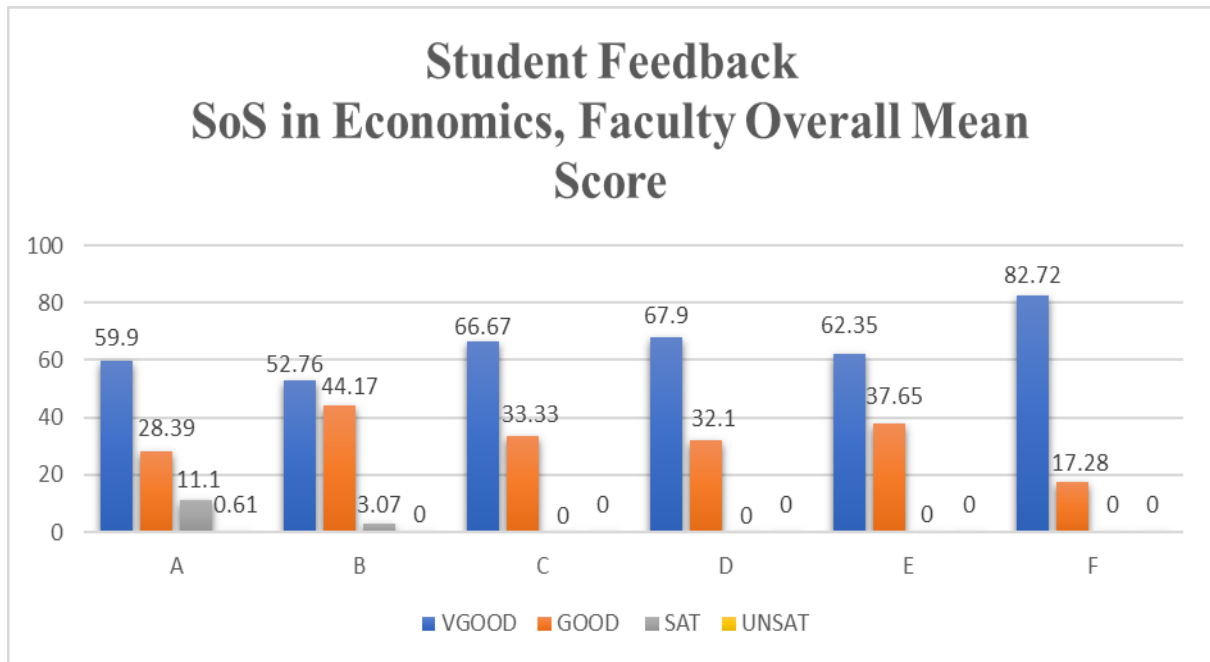
Abbreviations	Name of Faculty	Mean Score
A	Dr. R. Prasad	3.47
B	Dr. A. K. Pandey	3.49
C	Dr. Ravindra Brahme	3.67
D	Dr. B. L. Sonekar	3.68
E	Dr. Archana Sethi	3.62
F	Dr. Sunil Kumeti	3.83



# PERCENT RESPONSE TO FACULTY

## M.A. Economics

FACULTY	VGOOD	GOOD	SAT	UNSAT
A	59.90	28.39	11.10	0.61
B	52.76	44.17	3.07	0
C	66.67	33.33	0	0
D	67.90	32.10	0	0
E	62.35	37.65	0	0
F	82.72	17.28	0	0



## ACTION TAKEN REPORT

The overall score given by students to the faculty was circulated among the faculty members including ad hoc members with the request for improvement in teaching.

Name of Faculty  
Professor in charge  
Student feedback, SLS