

Pt. Ravishankar Shukla University
Raipur - 492 010, Chhattisgarh



A report
on
Student Satisfaction Survey
2023-2024

About Survey

In the 2023-2024 academic year, the IQAC at PRSU, Raipur, conducted an online Student Satisfaction Survey on the Teaching-Learning Process using Google Forms. Students across various Schools of Studies at the university took part in the survey, yielding 1045 responses. Notably, 96.1% of these responses were from first-time participants. The gender distribution among participants was 56.7% female and 43.3% male. Regarding educational levels, 26.2% were in graduation courses, 65.2% in post-graduation, and the remainder in PG Diploma, Diploma, Certificate, and Ph.D. programs. The respondents' subject areas were diversified: 12.1% from Arts & Humanities, 3.8% Social Sciences, 48.7% from Science, 23.3% from Professional fields, and 12.1% from other disciplines.

That online feedback form consists of 20 questions with five options on a 0-4 Likert scale. The questions are given below in a table.

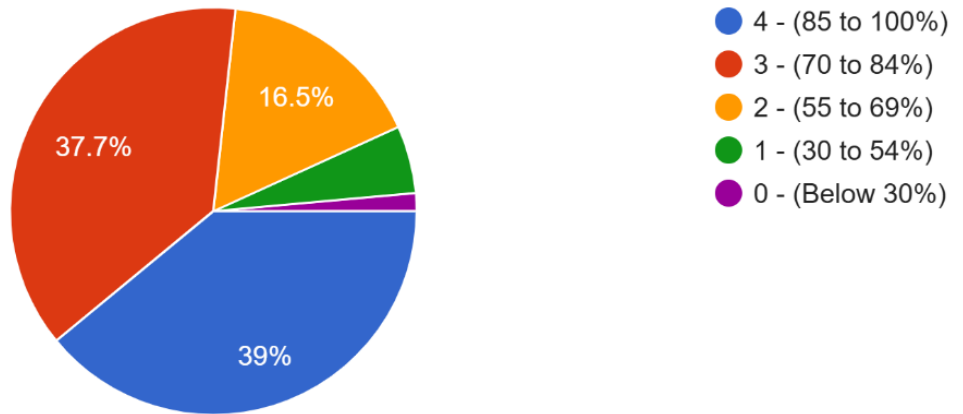
S. No.	Question
1.	How much of the syllabus was covered in the class?
2.	How well did the teachers prepare for the classes?
3.	How well were the teachers able to communicate?
4.	The teacher's approach to teaching can best be described as
5.	Fairness of the internal evaluation process by the teachers.
6.	Was your performance in assignments discussed with you?
7.	The institute takes active interest in promoting internship, student exchange, field visit opportunities for students.
8.	The teaching and mentoring process in your institution facilitates you in cognitive, social and emotional growth.
9.	The institution provides multiple opportunities to learn and grow.
10.	Teachers inform you about your expected competencies, course outcomes and programme outcomes.
11.	Your mentor does a necessary follow-up with an assigned task to you.
12.	The teachers illustrate the concepts through examples and applications.
13.	The teachers identify your strengths and encourage you with providing right level of challenges.
14.	Teachers are able to identify your weaknesses and help you to overcome them.
15.	The institution makes effort to engage students in the monitoring, review and continuous quality improvement of the teaching learning process.
16.	The institute/ teachers use student centric methods, such as experiential learning, participative learning and problem solving methodologies for enhancing learning experiences.
17.	Teachers encourage you to participate in extracurricular activities.
18.	Efforts are made by the institute/ teachers to inculcate soft skills, life skills and employability skills to make you ready for the world of work.
19.	What percentage of teachers use ICT tools such as LCD projector, Multimedia, etc. while teaching.
20.	The overall quality of teaching-learning process in your institute is very good.

Question 21 was qualitative in nature, allowing students the chance to offer suggestions for enhancing the teaching and learning experience. The details of the feedback analysis are as follows:

Question No. 1: How much of the syllabus was covered in the class?

1. How much of the syllabus was covered in the class?

1,045 responses

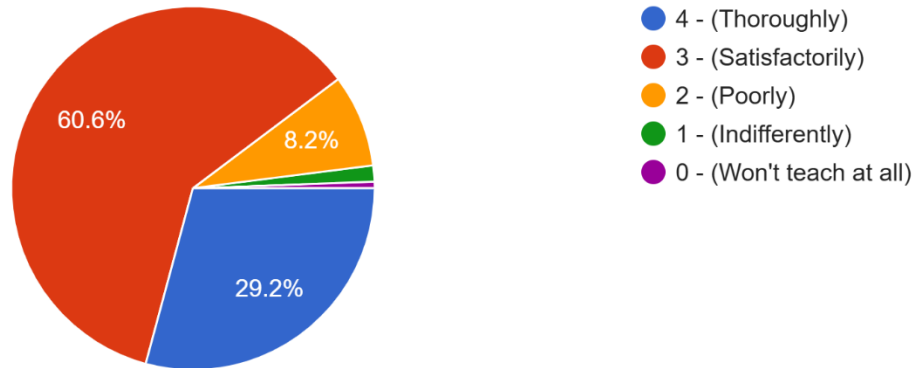


76.7% of students reported that at least 70% of their syllabus was covered in class.

Question No. 2: How well did the teachers prepare for the classes?

2. How well did the teachers prepare for the classes?

1,045 responses

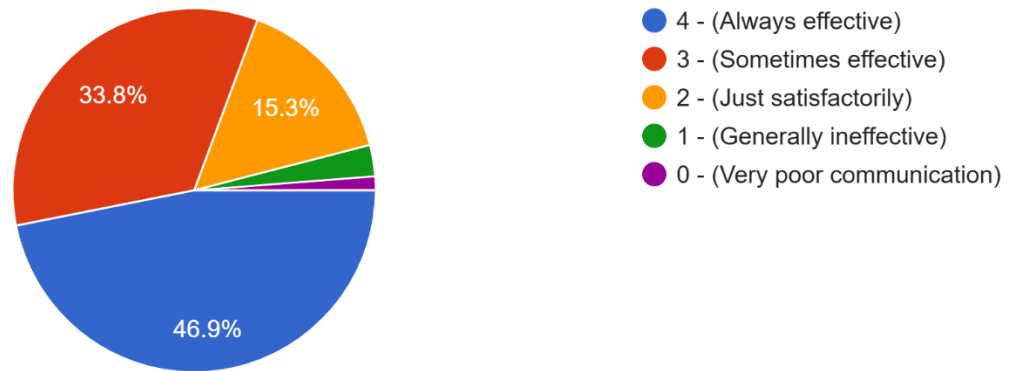


29.2% of students indicated that teachers are thoroughly prepared for classes, while 60.6% of students stated that teachers are satisfactorily prepared for classes.

Question No. 3: How well were the teachers able to communicate?

3. How well were the teachers able to communicate?

1,045 responses

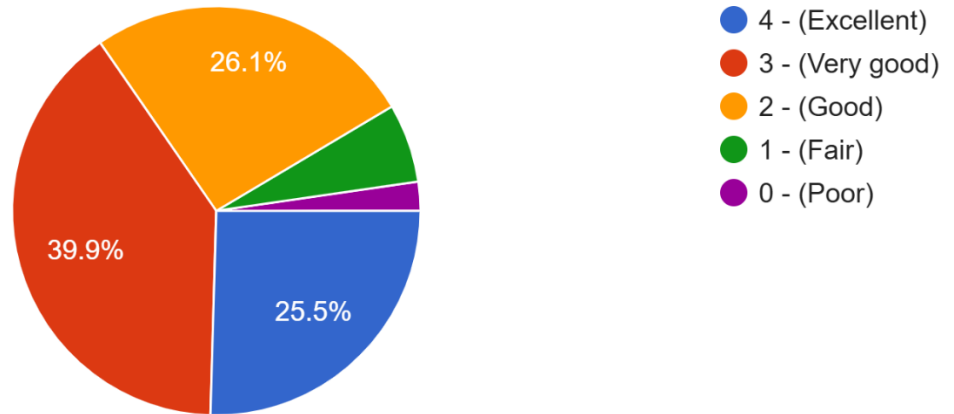


Regarding teachers' communication skills, 46.9% of students agreed that teachers are always effective in classes. In total, 80.7% of students concurred about the teachers' effective communication in class.

Question No. 4: The teacher's approach to teaching can best be described as

4. The teacher's approach to teaching can best be described as

1,045 responses

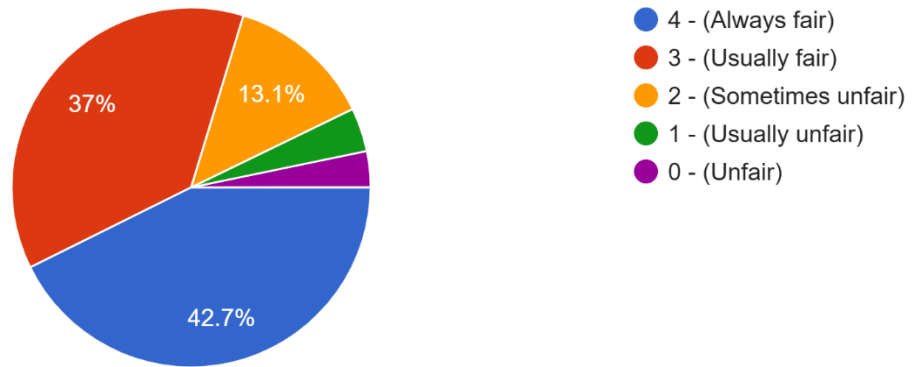


From the above figure, we can say that 39.9% of students agree that their teacher's approach to teaching is very good and that of saying excellent is 25.5%.

Question No. 5: Fairness of the internal evaluation process by the teachers.

5. Fairness of the internal evaluation process by the teachers.

1,045 responses

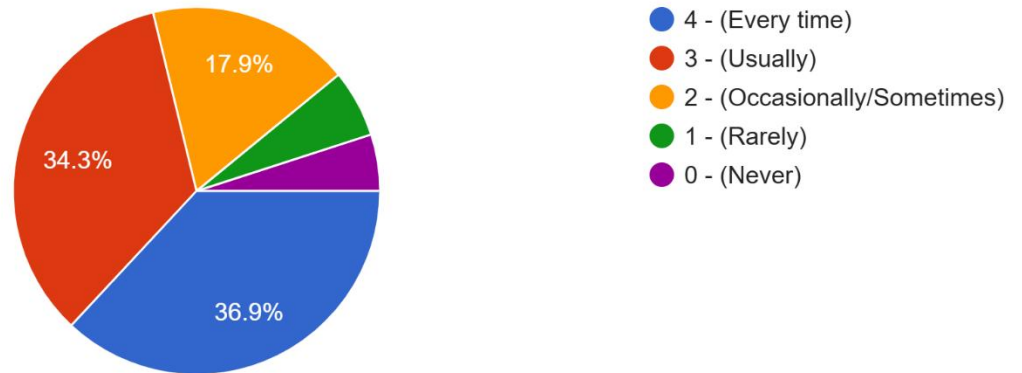


According to 37% and 42.7% of the students, fairness of the internal evaluation process by the teachers is 'usually fair' and 'always fair,' respectively.

Question No. 6: Was your performance in assignments discussed with you?

6. Was your performance in assignments discussed with you?

1,045 responses

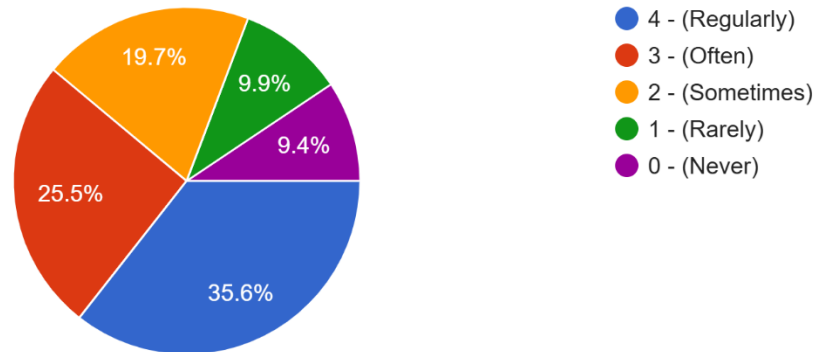


About 36.9% of students said that their performances in assignments were discussed with them every time and 34.3% of students claimed that it is usually discussed.

Question No. 7: The institute takes active interest in promoting internship, student exchange, field visit opportunities for students.

7. The institute takes active interest in promoting internship, student exchange, field visit opportunities for students.

1,045 responses

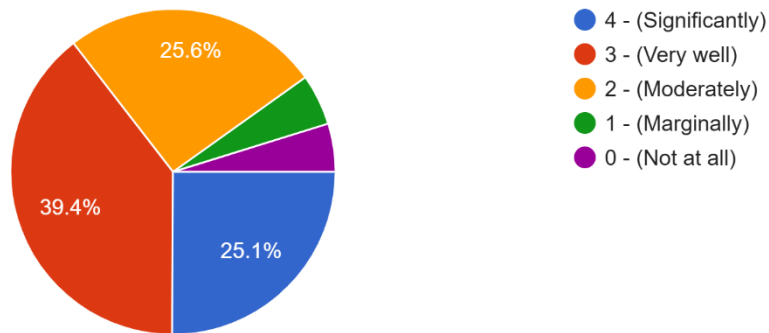


Approximately, 35.6% of the students opined that the institute took an active interest regularly in promoting internship, student exchange, and field visit opportunities for students, and 25.5% of students claimed it as often.

Question No. 8: The teaching and mentoring process in your institution facilitates you in cognitive, social and emotional growth.

8. The teaching and mentoring process in your institution facilitates you in cognitive, social and emotional growth.

1,045 responses

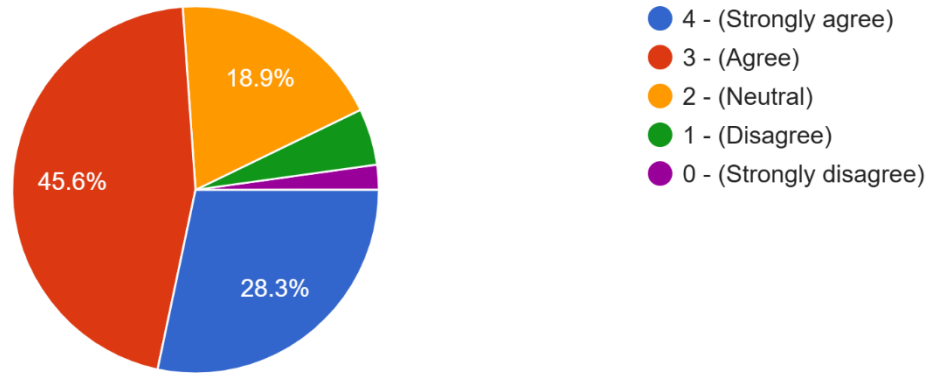


About 64.5% of the students were reported to have benefitted from the teaching and mentoring process in the institution facilitating cognitive, social, and emotional growth.

Question No. 9: The institution provides multiple opportunities to learn and grow.

9. The institution provides multiple opportunities to learn and grow.

1,045 responses

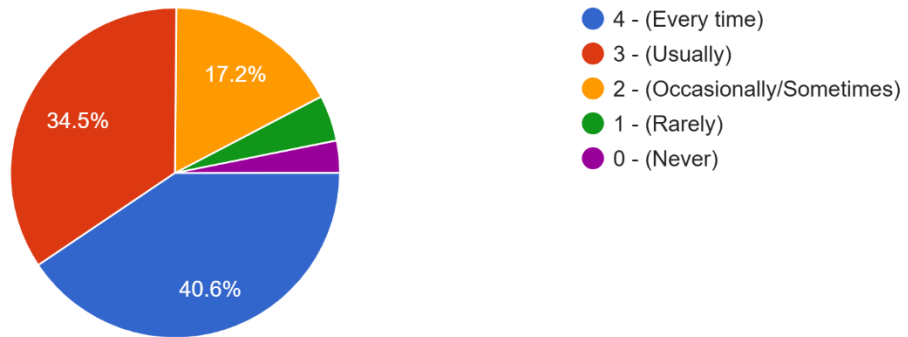


From the above figure, it is clear that about 28.3% of students strongly agree and in general 73.9% agree with the fact that their institution provides multiple opportunities to learn and grow.

Question No. 10: Teachers inform you about your expected competencies, course outcomes and programme outcomes

10. Teachers inform you about your expected competencies, course outcomes and programme outcomes.

1,045 responses

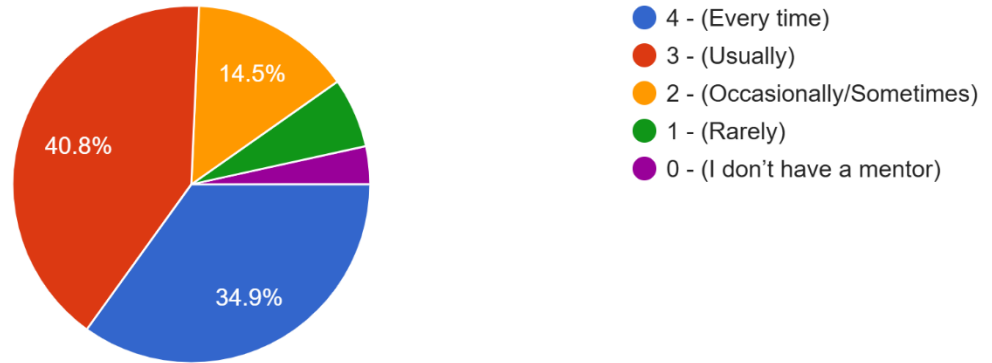


In general, 75.1% of students agreed that the teachers informed them about their expected competencies, courses, and program outcomes.

Question No. 11: Your mentor does a necessary follow-up with an assigned task to you.

11. Your mentor does a necessary follow-up with an assigned task to you.

1,045 responses

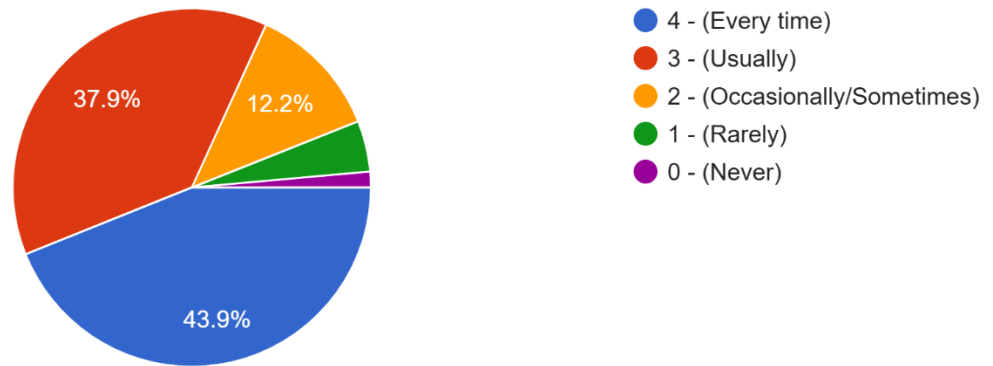


About 34.9% of students agreed that a necessary follow-up with an assigned task was done every time by the mentors. 40.8% percent agreed that usually it is done.

Question No. 12: The teachers illustrate the concepts through examples and applications.

12. The teachers illustrate the concepts through examples and applications.

1,045 responses

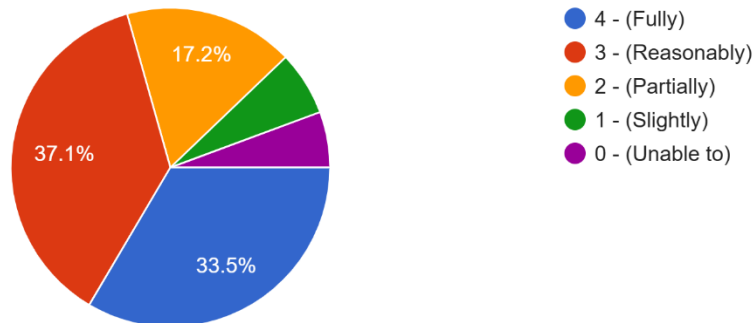


81.8% of students believed that the teachers illustrated the concepts through examples and applications.

Question No. 13: The teachers identify your strengths and encourage you with providing right level of challenges.

13. The teachers identify your strengths and encourage you with providing right level of challenges.

1,045 responses

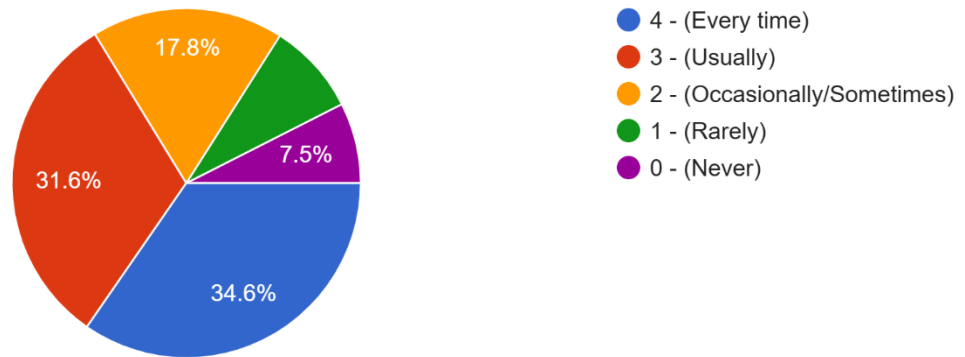


The teachers were also reported to have fully (33.5%) and reasonably (37.1%) identified the strengths of students and encouraged them by providing the right level of challenges.

Question No. 14: Teachers are able to identify your weaknesses and help you to overcome them.

14. Teachers are able to identify your weaknesses and help you to overcome them.

1,045 responses

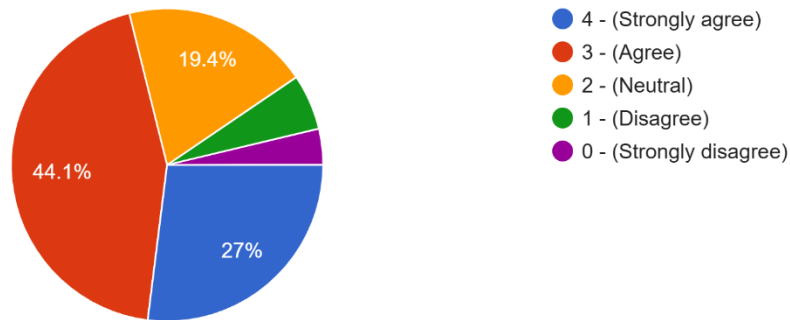


In 66.2% of cases, including 'usually' and 'every time,' teachers were able to identify the weaknesses of the students and help them overcome the weaknesses.

Question No. 15: The institution makes effort to engage students in the monitoring, review and continuous quality improvement of the teaching learning process.

15. The institution makes effort to engage students in the monitoring, review and continuous quality improvement of the teaching learning process.

1,045 responses

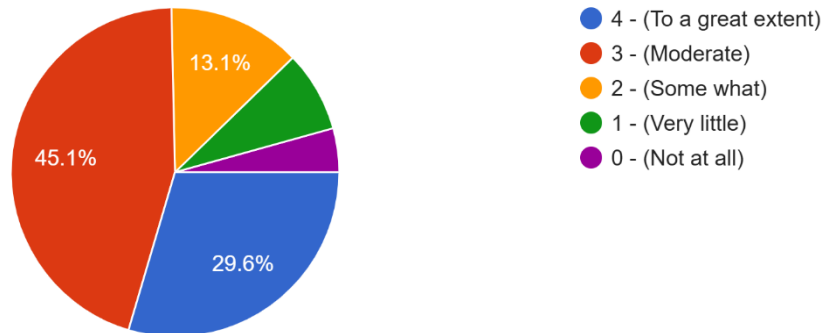


Twenty seven percent of students strongly agreed, while 44% agreed that the institution had been making efforts to engage students in the monitoring, review, and continuous quality improvement of the teaching-learning process.

Question No. 16: The institute/ teachers use student centric methods, such as experiential learning, participative learning and problem solving methodologies for enhancing learning experiences.

16. The institute/ teachers use student centric methods, such as experiential learning, participative learning and problem solving methodologies for enhancing learning experiences.

1,045 responses

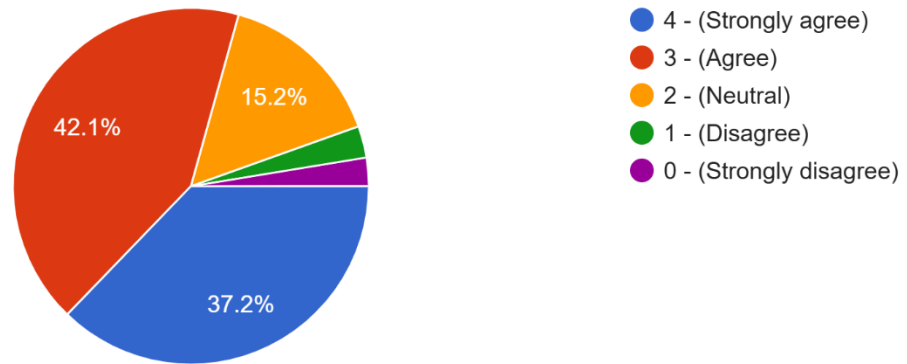


The institute/ teachers to a great extent (29.6%) and moderately (45.1%) used student-centric methods, such as experiential learning, participative learning, and problem-solving methodologies for enhancing learning experiences.

Question No. 17: Teachers encourage you to participate in extracurricular activities.

17. Teachers encourage you to participate in extracurricular activities.

1,045 responses

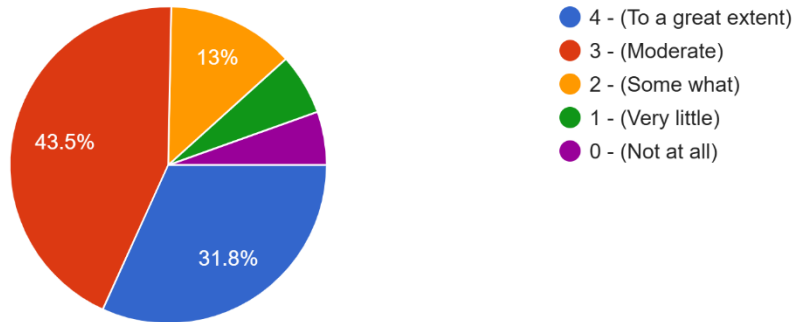


About 42.1% of students agreed, and 37.2% strongly agreed with the fact that their teachers encourage them to participate in extracurricular activities.

Question No. 18: Efforts are made by the institute/ teachers to inculcate soft skills, life skills and employability skills to make you ready for the world of work.

18. Efforts are made by the institute/ teachers to inculcate soft skills, life skills and employability skills to make you ready for the world of work.

1,045 responses

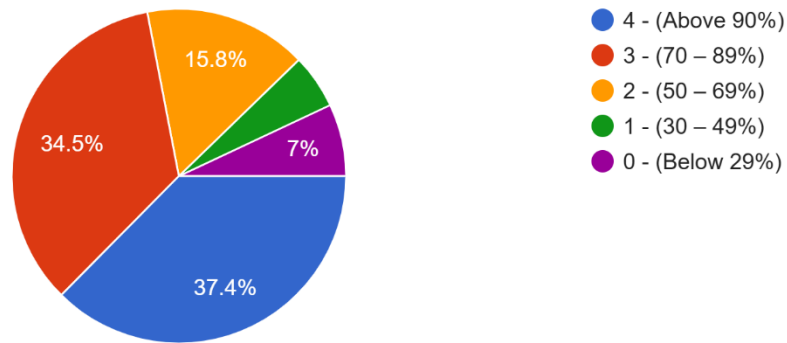


31.8% of students agreed to a great extent and 43.5% moderately that efforts are made by the institute/ teachers to inculcate soft skills, life skills, and employability skills to make students ready for their professional field.

Question No. 19: What percentage of teachers use ICT tools such as LCD projector, Multimedia, etc. while teaching?

19. What percentage of teachers use ICT tools such as LCD projector, Multimedia, etc. while teaching.

1,045 responses

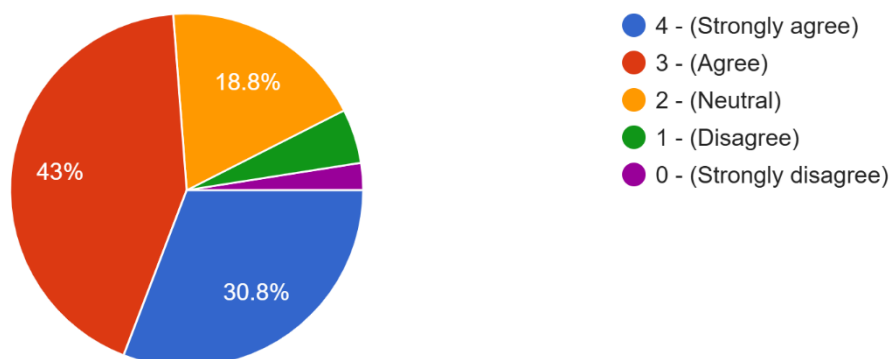


Thirty seven percent of students responded that more than 90% of teachers use ICT tools, such as LCD projectors, multimedia, online teaching apps, etc. while teaching, whereas 34% of students reported that 70-89% of teachers use ICT tools while teaching.

Question No. 20: The overall quality of teaching-learning process in your institute is very good

20. The overall quality of teaching-learning process in your institute is very good.

1,045 responses



In a nutshell, about 31% of the students strongly agreed and 43% agreed that the overall quality of the teaching-learning process in the university is very good.

Following are some observations/ suggestions by students to improve the overall teaching-learning experience in the institution:

- More faculties are needed. Overall, the teachers are very supportive and encouraging.
- Three things to improve overall teaching: 1-Teachers with thorough knowledge of the subject should teach us; 2- Site visit should be done often since we have Professional course; 3- And the most important one is that there should be classes to improve the soft skills like 2/3 classes per week.
- To arrange more no. of machine, like autoclave and instruments like microscopes.
- Instruments used for practical experiments should meet the standards of international level like ISO 14000 series and should be 100 % accessible to students. Research activities should be conducted in the department by the research scholars and professors, inclusively with the master's students for better exposure with the ongoing research in the department and getting updated with the national level research activities.
- More practical and less theoretical classes; Use of inclusive and diversified pedagogical approaches; Use of ICT and multimedia tools
- Hands on training to every student, More use of technology, Animation based example, Communication should be enhanced.
- Companies should integrate with departments to hire students on the basis of skills.
- Students have varying levels of understanding, interests, and learning paces, which can affect their overall learning experience.
- Field visit, placement, national level workshop