

PT. RAVISHANKAR SHUKLA UNIVERSITY: RAIPUR
SCHOOL OF STUDIES IN STATISTICS

Syllabus and Scheme of Examination

M.A./M.Sc. (Statistics) Semester Course - 2023-24

The M.A./ M.Sc. Course in Statistics shall be spread over four semesters. Each semester shall have four theory and two practical courses except the fourth semester. The fourth semester shall have four theory courses, one practical and one Project Work . Each theory course will be of 4 hours teaching per week carrying 4 credits. The theory course examination will be of 3 hours duration and shall carry 100 marks each out of which 20 marks will be based on internal assessment. Each practical course will be of 4 hours duration per week carrying 2 credits. The examination of each practical course will be of 4 hours duration and shall carry 100 marks out of which 10 marks shall be fixed for viva -voce and 20 marks for practical record. The Project Work shall be of 100 marks having 2 credits.

Along with above courses, in Semesters II and III, there will be one additional optional paper of 3 credits to be offered from other programs under Choice Based Credit System.

Subject Code- 0305

FIRST SEMESTER

S. N.	Paper	Subject	Paper code	Theory Exam Marks	Internal assessment Marks	Total Marks	Credit points
1	I	Real Analysis	SAT 101	80	20	100	04
2	II	Statistical Methods	SAT 102	80	20	100	04
3	III	Probability and Measure	SAT 103	80	20	100	04
4	IV	Applied Statistics	SAT 104	80	20	100	04
5	V	Lab Course I : Practical Based on Courses I &II	SAT 105			100	02
6	VI	Lab Course II :Practical Based on Courses III & IV	SAT 106			100	02
						Total Credit points	20

SECOND SEMESTER

S. N.	Paper	Subject	Paper code	Theory Exam Marks	Internal assessment Marks	Total Marks	Credit points
1	I	Linear Algebra	SAT 201	80	20	100	04
2	II	Statistical Computing	SAT 202	80	20	100	04
3	III	Stochastic Processes	SAT 203	80	20	100	04
4	IV	Sampling Theory	SAT 204	80	20	100	04
5	V	Lab Course I :Practical Based on Courses I, II	SAT 205			100	02
6	VI	Lab Course II :Practical Based on Courses III &IV	SAT 206			100	02
7	VII	Choice Based Credit System (Minor Elective from other Subject)		80	20	100	03
						Total Credit points	23

THIRD SEMESTER

S. N.	Paper	Subject	Paper code	Theory Exam Marks	Internal assessment Marks	Total Marks	Credit points
1	I	Design of Experiment	SAT 301	80	20	100	04
2	II	Inference-I	SAT 302	80	20	100	04
3	III	Operation Research-I	SAT 303	80	20	100	04
4	IV	Statistical Quality Control	SAT 304	80	20	100	04
5	V	Lab Course I : Practical Based on Courses I and II	SAT 305			100	02
6	VI	Lab Course II :Practical Based on Courses III and IV	SAT 306			100	02
7	VII	Choice Based Credit System (Minor Elective from other Subject)		80	20	100	03

[Signature]
23/1/23

[Signature]

[Signature]
23/1/23

Total Credit points							23

FOURTH SEMESTER

S. N.	Paper	Subject	Paper code	Theory Exam Marks	Internal assessment Marks	Total Marks	Credit points
1	I	Multivariate Analysis	SAT 401	80	20	100	04
2	II	Inference - II	SAT 402	80	20	100	04
3	III	Econometrics	SAT 403	80	20	100	04
4	IV	Any of the following (Major Elective) (a) Demography (b) Advance Operation Research (c) Reliability and Life Testing	SAT 404 SAT 405 SAT 406	80	20	100	04
5	V	Lab Course : Practical Based on Courses I, II, and III	SAT 407			100	02
6	VI	Project Work	SAT 408			100	02
Total Credit points							20

Grand Total of Credit Points = 86

FIRST SEMESTER

Paper I: Real Analysis

Paper II: Statistical Methods

Paper III: Probability and Measure

Paper IV: Applied Statistics

Paper V: Lab Course I: Practical Based on Papers I & II

Paper VI: Lab Course II: Practical Based on Papers III & IV

Paper-I

Real Analysis

Learning Outcome: Techniques of Linear Algebra are useful in various statistics courses are covered in this course. After learning this course, the student will be well equipped to apply these techniques in many major Statistics courses like Linear Inference, Multivariate Analysis and Operations Research etc.

UNIT-I

Recap of elements of set theory; Introduction to real numbers, Introduction to n-dimensional Euclidean space; open and closed intervals (rectangles), compact sets, Bolzano - Weirstrass theorem, Heine - Borel theorem. Sequences and series and their convergence.

UNIT-II

Real valued function, Properties of real valued continuous function on \mathbb{R}^n , Uniform continuity, Sequences and series of functions, Uniform convergence. Power series and radius of convergence.

UNIT-III

Differentiation, maxima - minima of functions; functions of several variables, constrained maxima - minima of functions. Multiple integrals and their evaluation by repeated integration, Dirichlet and Liouville's Theorem. Change of variables in multiple integration.

[Handwritten signature]
23/1/23

[Handwritten signature] → 2

[Handwritten signature]
23/1/23

UNIT-IV

Reimann-Stieltjes integral of real valued function & its properties, Mean value theorem, Integration by parts and change of variables, Term by term integration, Differentiation & integration under the integral sign. Improper integral, Uniform convergence in improper integrals, Test for absolute and conditional convergence.

REFERENCES

1. Apostol, T.M. (1985). Mathematical Analysis, Narosa, Indian Ed.
2. Courant, R. and John, F. (1965). Introduction to Calculus and Analysis, Wiley.
3. Miller, K.S. (1957). Advanced Real Calculus, Harper, New York.
4. Rudin, Walter (1976). Principles of Mathematical Analysis, McGraw Hill.
5. Hewitt and Stromberg : Real and Abstract Analysis.
6. G. Das and S. Pattanayk : Fundamental of Analysis, TATA Mc Graw Hill.
7. Shanti Narayan: A course of mathematical analysis. S. Chand & Co. Ltd.

Paper -II

Statistical Methods

Learning Outcome: This course is useful for the students conversant with various techniques used in summarization and analysis of data. The focus will be both on theoretical as well as practical aspects. This is highly useful in research methodology and case study. The course is job oriented.

UNIT-I

Diagrammatic and representation of data, Frequency distribution, measures of location, dispersion and skewness, Moments and cumulats, moment generating function.

Simple correlation coefficient, Multiple and Partial Correlation. Linear and Multiple Regression, and their application, Intra class correlation, Correlation ratio.

UNIT-II

Definition of probability, Additive and multiplicative theorems of probability, Bayes' theorem, Basic distribution function probability mass function, probability density function, joint, marginal and conditional p.m.f.. Random Variables and its mathematical expectations, conditional Expectation, Expectation of sum and multiplication of random variables.

Standard Discrete Distributions- Bernoulli, Binomial, Poisson, Geometric, Hyper geometric and Multinomial distribution. Limiting form of Binomial and Poisson distributions.

UNIT-III

Standard continuous distributions-Uniform, Exponential, Normal Beta, Gamma and Cauchy distributions. Order Statistics-their distributions and properties. Joint & Marginal distributions of Order-Statistics.

UNIT-IV

Statistical hypotheses, Type I and II errors, level of significance, test of significance, concept of p-value. Tests of significance for the parameters of normal distribution (one sample and two sample problems) and the relevant confidence intervals. Chi-square test of goodness of fit and independence of attributes. Test of significance for correlation coefficient ($\rho=0$, $\rho=\rho_0$)

V. Anand
23/11/23

Shubh
3

S. K. Sharma
23/11/23

REFERENCES

1. Dudewicz, E.J. and Mishra, S.N.(1988) : Modern Mathematical Statistics, Wiley, Int'l Student's Edition.
2. Rohatgi, V.K. (1984) : An Introduction to Probability Theory and Mathematical Statistics, Wiley Eastern.
3. Rao, C.R. (1973) : Linear Statistical Inference and its Applications, 2/e, Wiley Eastern.
4. Weather, Burn, C.E. : A first Course in Mathematical Statistics.
5. Keany, J.F. and Keeping, E.S. : Mathematics of Statistics Pt. I and II
6. Kendall, M.G. and Stuart A : Advanced Theory of Statistics.
7. Mood, Gybrill and Boes : Introduction to theory of Statistics
8. Hogs and Craig : Mathematical Statistics
9. Goon, Gupta and Dasgupta : Fundamental of Mathematical statistics Vol.I

Paper -III PROBABILITY AND MEASURE

Learning Outcome: The course will Lay the foundation to probability theory and statistical modeling of outcomes of real life random experiments through various statistical distributions.

UNIT-I

Random experiment, Axiomatic definition of probability, Classes of sets, fields, sigma-fields, minimal sigma-field, Borel sigma-field in R_k , sequence of sets, limsup and liminf of a sequence of sets. Measure, Probability measure, properties of a measure, Lebesgue and Lebesgue- Steljes measure on R_k .

UNIT-II

Measurable set, Measurable functions, Random variables, sequence of random variables, almost sure convergence, convergence in probability (and in measure). Convergence in r^{th} mean Integration of a measurable function with respect to a measure **Convergence in distribution**, Convergence in R Monotone convergence theorem, Fatou's lemma, Dominated convergence theorem.

UNIT -III

Borel-Cantelli Lemma, Independence, Weak law and strong law of large numbers for iid sequences, Definition and examples of Markov dependence, Chebychev's Inequality, Probability generating function with examples. Markov, Holder-Jenson and Liapunov inequality.

UNIT -IV

Characteristic function and its properties uniqueness theorem, Levy's continuity theorem (statement only), CLT for a sequence of independent random variables under Lindeberg's condition, CLT for iid random variables. Problems based on CLT.

REFERENCES

1. Ash, Robert.(1972): Real Analysis and Probability. Academic Press.
2. Billingsley, P.(1986): Probability and Measure. Wiley.
3. Dudley, R. M. (1989): Real Analysis and Probability, Wadsworth and Brooks/Cole.
4. Kingman, J F C and Taylor, S.J. (1966). Introduction to Measure and Probability. Cambridge University Press.
5. B.R. Bhat: Probability Theory.

Handwritten signature
23/1/23

Handwritten signature 4

Handwritten signature
23/1/23

Paper –IV
APPLIED STATISTICS

Learning Outcome: This course is highly practical and useful in daily life for the study of hike in prices and population growth. Employers use these techniques for payment of salaries of their employees.

UNIT-I

Sources of demographic data –census, register, adhoc survey, hospital records, measurement of mortality ,crude death rate, age specific death rates, standardized death rate infant mortality rates, Complete and abridged life table-Kings method, Greville’s method and method of Reed and Merrel, Construction of life table.

UNIT-II

Laws of mortality-Fitting of Makeham’s law, Measurement of fertility-crude birth rate, general fertility rate ,age-specific birth rate, total fertility rate ,gross and net reproduction rate. The Stable and Stationary populations, Logistic curve for population growth, Population Projection.

UNIT -III

Different Component of time series, Measurement of secular trend: Fitting of mathematical curves, method of moving average, variate difference method, effect of elimination of trend ,merits and demerits of different methods of trend estimation. seasonal components, Determination of cyclical component., Periodogram analysis, Yule-Slutsky effect, Correlogram Analysis.

UNIT -IV

Index number :meaning and construction of index number, Laspeyres, Paasche’s, Edgeworth and Marshal and Fisher’s ideal index numbers, tests of consistency of index number formulae, Time and Factor reversal tests, Chain base index numbers, Cost of living index numbers, Whole sale price index numbers. Demand Analysis: Demand and supply curves, Price elasticity of demand and supply, determination of demand curves from market data, Engel’ Law and Engle’s Curve.


REFERENCES

1. O. S. Srivastava (1983) – A text book of demography ,Vikas Publishing House.
2. Parimal Mukhopadhaya (1999) – Applied Statistics, Books and Allied (P) Ltd.
3. V. K. Kapoor and S. C. Gupta: Applied Statistics, Sultan Chand and Sons.


Paper V : Lab Course I – Practical Based on Paper I & II
Paper VI : Lab Course II – Practical Based on Paper III & IV

SECOND SEMESTER

Paper – I	: Linear Algebra
Paper - II	: Statistical Computing
Paper - III	: Stochastic Processes
Paper - IV	: Sampling Theory
Paper-V: Lab Course - I	: Practical based on Papers I and II
Paper-VI: Lab Course -II	: Practical based on Papers III &IV
Paper- VII	: Choice Based Credit System (Minor Elective from other Subject)


23/11/23




23/11/23

Paper -I

Linear Algebra

Learning Outcome: The course is useful for the study of various statistical tools and techniques of statistical theory in univariate and multivariate cases.

UNIT-I

Fields, vector spaces, subspaces, linear dependence and independence, basis and dimension of a vector space, finite dimensional vector spaces, completion theorem, examples of vector spaces over real and complex fields, linear equations. Determinants.

UNIT-II

Vector spaces with an inner product, Gram-Schmidt orthogonalization process, orthonormal basis and orthogonal projection of a vector. Linear transformations, algebra of matrices, row and column spaces of a matrix, elementary matrices, rank and inverse of a matrix, null space and nullity, partitioned matrices, Kronecker product.

UNIT-III

Hermit canonical form, generalized inverse, Moore-Penrose generalized inverse, Idempotent matrices, Solutions of matrix equations. Real quadratic forms, reduction and classification of quadratic forms, index and signature, triangular reduction of a positive definite matrix.

UNIT-IV

Characteristic roots and vectors, Cayley-Hamilton theorem, minimal polynomial, similar matrices, algebraic and geometric multiplicity of a characteristic root, spectral decomposition of a real symmetric matrix, reduction of a pair of real symmetric matrices, Hermitian matrices. Singular values and singular value decomposition, Jordan decomposition, extrema of quadratic forms, vector and matrix differentiation.

REFERENCES

1. Graybill, F.A.(1983). Matrices with applications in statistics, 2nd Ed. Wadsworth.
2. Rao, C.R.(1973). Linear statistical inference and its applications, 2nd ed. John Wiley and Sons, Inc.
3. Searle, S.R. (1982). Matrix Algebra useful for Statistics. John Wiley and Sons. Inc.
4. Shanti Narayan: Matrices
5. Vashishtha, A. R.: Matrices

Paper – II

Statistical Computing

Learning Outcome: This is job oriented course and useful in the computation of statistical constants.

UNIT -I

Numerical Analysis : Finite differences & interpolation, Interpolation with unequal intervals, Central differences Interpolation-Gauss's, Stirling's and Bessel's Formulae.

UNIT -II

Numerical differentiation and integration, Trapezoidal rule, Simpson's one third, 3/8 rule, Weddle's rule, Euler-Maclaurin Summation Formula, Newton-Cotes Formula, Gauss formula for approximation to factorials, Difference equation of first and second order.

~~✓~~
23/11/23

23/11/23

S. K. Sharma
23/11/23

UNIT -III

Overview of R, R data types and objects (vector, matrix, data frame, list, array, factor, time series), reading and writing data (both from console and external files) and different types of indexes in R.

UNIT -IV

Calling external programs in R and linking to data bases. Data visualization using R (both two and three dimensions).

Statistical Computing and mathematical computing based on descriptive statistics, multivariate data representation, simple hypothesis test, analysis of variance, numerical integration, root extraction, matrix computations, etc.

REFERENCES

1. W.H. Press, S.A. Teukolsky, W.T. Vetterling, and B.P. Flannery (1993). Numerical Recipes in C, Second Edition. Cambridge University Press.
2. R.A. Thisted (1988). Elements of Statistical Computing. Chapman and Hall.
3. Rajaraman, V.: Computer Oriented Numerical Methods.
4. Grewal, B. S.: Numerical methods.
5. Saxena, H. C.: Finite differences.
6. Sandeep Rakshit(2017): R Programming for beginners, Mc Graw Hill Publication.
7. Michael J. Crawley (2017): The R Book, Willey Publication.
8. John Chambers, Software for data analysis: Programming with R, Springer, 2008.
9. Phil Spector, Data manipulation with R, Springer, 2008.

Paper - III Stochastic Processes

Learning Outcome: This course reveals probabilistic approach of various phenomenon like random events happening in real world.

UNIT -I

Introduction to stochastic processes (sp's); classification of sp's according to state space and time domain. Countable state Markov chains (MC's), Chapman-Kolmogorov equations; calculation of n-step transition probability and its limit. Stationary distribution, Classification of states; transient MC; Probability generating function. Properties of probability generating function .Laplace transform & its properties.

UNIT -II


Random walk and Gambler's ruin problem; with applications, Renewal theory: Elementary renewal theorem and applications. Statement and uses of key renewal theorem; study of residual life time process. Martingale in discrete time, inequality, convergence and smoothing properties.

UNIT -III


Discrete state space continuous time MC ; Kolmogorov- Feller differential equations ; Poisson process, birth and death process ; Applications to queues and storage problems. Wiener process as a limit of random walk; first - passage time and other problems.

UNIT -IV

Stationary process: weakly stationary and strongly stationary processes; Moving average and autoregressive processes. Branching process: Galton-Watson branching process, probability of ultimate extinction, distribution of population size. Statistical inference in MC and Markov processes.


2371123

 7


2371123

REFERENCES

1. Adke, S.R. and Manjunath, S.M. (1984): An Introduction to Finite Markov Processes, Wiley Eastern.
2. Bhat, B.R. (2000): Stochastic Models: Analysis and Applications, New Age International, India.
3. Cinlar, E. (1975): Introduction to Stochastic Processes, Prentice Hall.
4. Feller, W. (1968): Introduction to Probability and its Applications, Vol.1, Wiley Eastern.
5. Harris, T.E. (1963): The Theory of Branching Processes, Springer-Verlag.
6. Hoel, P.G., Port, S.C. and Stone, C.J. (1972): Introduction to Stochastic Processes, Houghton Mifflin & Co.
7. Jagers, P. (1974): Branching Processes with Biological Applications, Wiley.
8. Karlin, S. and Taylor, H. M. (1975): A first Course in Stochastic Processes, Vol.1, Academic Press.
9. Medhi, J. (1982): Stochastic Processes, Wiley Eastern
10. Parzen, E.(1962): Stochastic Processes, Holden-Day.

Paper - IV Sampling Theory

Learning Outcome: The course is practical and useful in competitive examinations. It gives the techniques to understand the trend of whole population on the basis of a sample.

UNIT-I

Sample Surveys : concept of population sample and properties of estimator for finite populations, need for sampling, census and sample survey, sample selection and sample size, Basic finite population sampling techniques ,simple random sampling with and without replacement, Estimation of population proportion, Non-sampling errors, estimation of population mean in presence of non-response.

UNIT-II

Stratified sampling, systematic sampling and related results on estimation of population mean/total. Allocation problem in stratified sampling. Optimum allocation, Neyman allocation and Proportional allocation, Estimation of gain in precision due to stratification, Post Stratification, Construction of strata, Effect of increasing number of strata. Systematic sampling. Comparison of stratified, systematic and simple random sampling, Systematic sampling under a linear model.

UNIT-III


Ratio regression estimators based on srswor and stratified methods of sampling. Bias of ratio estimate and optimum property of ratio estimate, Regression estimate with pre-assigned and with estimated regression coefficient, product method of estimation, comparison of ratio, regression and product estimate with sample mean. Unequal probability sampling: pps wr/wor methods [including Lahiri's scheme] and related estimators of a finite population mean [Desraj estimator and Murthy's estimator].


UNIT-IV

Cluster sampling. One stage cluster sampling, variance and cost functions, sampling with probability proportional to cluster size, Hurwitz-Thompson estimator , two stage cluster sampling ,Allocation of sample to two stages :equal first stage unit comparison of two stage with one stage sampling.


REFERENCES

1. Cochran, W.G. : Sampling Techniques [3rd Edition, 1977). Wiley


23/1/23



8


23/1/23

2. Des Raj and Chandak (1998) : Sampling Theory. Narosa
3. Murthy, M.N. (1977). Sampling Theory & Methods. Statistical Publishing Society, Calcutta.
4. Sukhatme et al (1992). Sampling Theory of Surveys with Applications. Iowa State University Press & IARS.
5. Singh, D. and Chaudhary, F.S. (1986). Theory and Analysis of Sample Survey Designs. New Age International Publishers.

Paper V : Lab Course I – Practical Based on Paper I and III
Paper VI : Lab Course II – Practical Based on Paper IV
Paper VII : Choice Based Credit System (Minor Elective from other Subject)

THIRD SEMESTER

Paper - I	:	Linear Model and Design of Experiments
Paper - II	:	Inference -I
Paper - III	:	Operations Research
Paper - IV	:	Statistical Quality Control
Paper-V: Lab Course - I	:	Practical based on Papers I and II
Paper-VI: Lab Course – II	:	Practical based on Papers III and IV
Paper- VII	:	Choice Based Credit System (Minor Elective from other Subject)

Paper I

Linear Model and Design of Experiments

Learning Outcome: This course is useful for comparing various methods of tool / technique used in a particular situation of comparison. It is highly useful in Agriculture and Pharmaceutical Industries.

UNIT –I

Gauss- Markov set-up, Estimability condition, best point estimates/interval estimates of estimable linear parametric functions, Normal equations and Least squares estimates, Gauss-Markov Theorem, Introduction to fixed, mixed and random effects linear models. Analysis of variance for one way and two way classified data with equal and unequal number of observations per cells, Analysis of covariance model.

UNIT -II

Introduction to design of experiments, Principle of design of experiments, completely randomized design, Randomized block design, Latin square design. Missing plot technique - general theory and applications, efficiency of a design.

Graeco Latin Square design, Cross-over designs, Analysis of covariance: Applications to standard designs with one concomitant variable, Split plot and split block experiments, efficiency of whole plot and sub plot treatments, merits and demerits of split plot experiments.

UNIT -III

General factorial experiments, factorial effects; best estimates and testing the significance of factorial effects ; study of 2 and 3 factorial experiments in randomized blocks ; Complete and partial

Handwritten signature
23/11/23

Handwritten signature

Handwritten signature
23/11/23

confounding. Fractional replication for symmetric factorials, 2^n experiment with 2^k blocks per replicate, 3^2 experiment.

UNIT -IV

General block design and its information matrix. criteria for connectedness, balance and orthogonality, BIBD- Analysis with intrablock information and recovery of interlock information ; PBIBD, Youden design - intrablock analysis.

Application areas: Response surface experiments; first order designs and orthogonal designs.

REFERENCES

1. Aloke Dey (1986) :Theory of Block Designs, Wiley Eastern.
2. Angela Dean and Daniel Voss (1999) : Design and Analysis of Experiments, Springer.
3. Das, M.N. and Giri, N.(1979) : Design and Analysis of Experiments, Wiley Eastern
4. Giri, N. (1986) : Analysis of Variance, South Asian Publishers
5. John, P.W.M. (1971) : Statistical Design and Analysis of Experiments, Macmillan.
6. Joshi, D.D. (1987) : Linear Estimation and Design of Experiments, Wiley eastern.
7. Montgomery, C.D.(1976): Design and Analysis of Experiments, Wiley, New York.
8. Pearce, S.C. (1984): Design of Experiments, Wiley, New York.

PAPER - II INFERENCE- I

Learning Outcome: The objective of the course is to provide a systematic account of drawing conclusions about a population which can be infinite in size. It gives various methods of estimating parameters of a population.

UNIT- I

Theory of Point estimation, properties of a good estimator, Unbiasedness , Consistency, efficiency and sufficiency, Cramer -Rao inequality and its extension, Bhattacharya bounds, Fisher -Neyman factorization theorem. Completeness, Rao-Blackwell theorem and Lehmann Scheffe theorem, UMVUE, Concept of Minimal sufficient statistics,

UNIT -II


Likelihood function, examples from standard discrete and continuous distributions. such as Bernoulli, Binomial, Poisson, normal, exponential gamma etc) Methods of estimation – Method of maximum likelihood estimators, properties of maximum likelihood estimators. Method of scoring, method of moments, method of minimum chi-square, method of minimum variance, B.A.N. estimators. CAN estimators, invariant estimator.


UNIT - III


Concepts of critical regions, Test functions, two kinds of errors. Size function, power function, level, M. P. and UM.P Test, Neymann Pearson Lemma, M.P. test for simple null against simple alternative hypothesis, randomized and non-randomised tests, Confidence interval and confidence coefficients, Theory of confidence set, Relationship with the theory of hypothesis testing, Confidence interval for large samples.

UNIT-IV

Loss function, Risk function, Admissibility, Minimax rule, Bays rule, Structure of Bayes rule, Construction of a Minimax rule, prior and posterior distributions, important class of priors such as non-informative and conjugate priors, point and interval estimation as decision problem.


23/11/23




23/11/23

REFERENCES:

1. Kendall M.G. and Stuart A.(1972) : Advanced Theory of Statistics, Vol. 2, Charles Griffin and Co., New York.
2. Rohatgi V.K. (1988): An Introduction to Probability and Mathematical Statistics. Wiley Eastern Ltd. New.Delhi (Student Edition)
3. Lehmann, E.L.(1986): Testing Statistical hypotheses (Student Edition).
5. Rao, C. R. (1973): Linear Statistical Inference.
6. Zacks, S. (1971): Theory of Statistical Inference, John Wiley and Sons, New York.
7. Dudewicz, E.J. and Mishra, S.N. (1988). Modern Mathematical Statistics. Wiley Series in Prob. Math. Stat., John Wiley and Sons, New York (International Student Edition)
8. Ferguson, T.S. (1996). A course on Large Sample Theory. Chapman and Hall, London.

Paper - III Operations Research

Learning Outcome: Operations Research deals with the application of scientific methods and techniques to decision-making problems. A decision-making problem occurs where there are two or more alternative courses of action, each of which leads to a different and sometimes unknown end result. Operations research is also used to maximize the utility of limited resources. The objective is to select the best alternative, that is, the one leading to the best result. It has applications in the management and administration of military, government, commercial, and industrial systems. It also helps in resource allocation and replacement, inventory control and scheduling of large-scale construction projects.

UNIT-I

Definition and scope of Operational research ; phases in Operations Research ; models and their solutions ; decision-making under uncertainty and risk, use of different criteria ; The structure and formation of a linear programming problem, Graphical and simplex procedure, Two phase methods, and charne's-M method with artificial variables ; duality theorem .

UNIT -II

Transportation and Assignment problems, Routing and traveling salesman problem .


UNIT -III

Inventory problems – Deterministic models of inventory , Economic Lot size formula , instantaneous production case , finite production rates situation , cases when shortages are allowed /not allowed. Stochastic inventory models – a single period model with no set up cost.


UNIT -IV

Basic characteristics of queuing systems, Steady-state solutions of M/M/1 and M/M/c models with associated distributions of queue-length and waiting time. M/G/1 queue and Pollazcek Khinchine result. Steady-state solutions of M/E_k/1 and E_k/M/1 queues, Machine interference problem. Transient solution of M/M/1 queue.

Decision-making in the face of competition, two-person games, pure and mixed strategies, existence of solution and uniqueness of value in zero-sum games, finding solutions in 2x2, 2xm and mxn games. Non-zero sum games, co-operative and competitive games, equilibrium solutions and their existence in bi-matrix games. Nash equilibrium solution. ;


23/1/23

 11


23/1/23

REFERENCES

1. Taha H.A. (1982) Operational Research : An Introduction ; Macmillan.
2. Hillier F.S. and Lieberman G.J. (1962) Introduction to Operations Research ; Holden Day.
3. Kanti Swarup, Gupta, P.K. and Singh M.M. (1985) Operations Research ; Sultan Chand & Sons.
4. Philips D.T., Ravindran A. and Solberg J. Operations Research, Principles and Practice.
5. Churchman C.W., Ackoff R.L. and Arnoff E.L. (1957) Introduction to Operations Research ; John Wiley.
6. Kleinrock L. (1975) Queueing Systems, vol. 1, Theory ; John Wiley
7. Saaty T. L. (1961) Elements of Queueing Theory with Applications ; McGraw Hill
10. Hadley G. and Whiting T.M. (1963) Analysis of Inventory Systems ; Prentice Hall
11. Starr M.K. and Miller D.W. (1962) Inventory Control-Theory and Practice ; Prentice Hall
12. Mckinsey J.C.C. (1952) Introduction to the Theory of Games ; McGraw Hill
13. Wagner H.M. (1973) Principles of O.R. with Applications to Managerial Decisions ; Prentice Hall
14. Gross, D. and Harris, C. M. (1974) Fundamentals of Queueing Theory ; John Wiley

PAPER - IV

Statistical Quality Control

Learning Outcome: The paper shows the applications of Statistics to maintain quality in Engineering or industrial set up. The theory of control charts, sampling plans and process capability indices is the basis for judging whether the process is in statistical control or not. The topics are quite helpful during industrial training/placements of M.Sc. Students.

UNIT-I

Definition of quality and its dimensions, evolution of quality control, chance and assignable causes of variation, statistical process control (SPC), statistical basis of control charts, criteria to evaluate control charts' performance, classical (Shewhart-type) control chart for variables and attributes- \bar{X} , S , \bar{p} , R , charts.

UNIT-II

Control charts with memory – CUSUM chart, Moving sum/ Moving average chart, EWMA chart, Control chart for high-yield processes- \bar{X} -chart, S -chart, exponential chart, gamma chart. Softwares for SPC, Sequential sampling plan.

UNIT-III

Tolerance limits and Specification limits. Process capability Analysis, process capability and machine capability indices C_p , C_{pk} and C_{pm} , Estimation and test of hypothesis relating to indices for normally distributed characteristics.

UNIT-IV

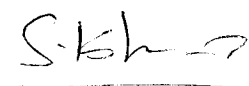
Introduction to acceptance sampling. Rejection and Rectification types. consumer's risk, producer's risk. Operating characteristic curve, average sample number (ASN) curve, AQL, AOQL, ATI, LTPD, Single, Double, Multiple sampling plans, Bayesian sampling plan..

REFERENCES

1. Montgomery, D.C. (1985) Introduction to Statistical Quality Control ; Wiley.
2. Ott, E.R. (1975) Process Quality Control ; McGraw Hill.


23/11/23




23/11/23

3. Wetherill, G.B. (1977) Sampling Inspection and Quality Control ; Halsted Press.
4. Wetherill, G.B. and Brown, D.W. (1991) Statistical Process Control, Theory and Practice ; Chapman and Hall.
5. Duncan, A. J.(1986): Quality Control and Industrial Statistics. 5th ed., Richard D. Ervin, Homewood, Illions.
6. Ekambaram, S.K. (1963): The Statistical basis of quality control charts. Asia Publishing House, London.
7. Grant, E.L. & Leavenworth, R.S. (1988): Statistical Quality Control. 6th ed., McGraw-Hill Book Co., New York.
8. Bowker, A.H. & Goode, H.P. (1952): Sampling inspection by variables. McGraw-Hill Book Co., New York.
9. Schilling, E.G. (1982): Acceptance sampling in quality control. Marcel Dekker, Inc., New York.

Paper V: Lab Course I – Practical Based on Papers I and II

Paper VI: Lab Course II – Practical Based on Papers III and IV

Paper- VII : Choice Based Credit System (Minor Elective from other Subject)

FOURTH SEMESTER

Paper -I : Multivariate Analysis

Paper - II : Inference -II

Paper - III : Econometrics

Paper - IV: Any one of the following (Major Elective)

(a) Demography

(b) Advance Operations Research

(c) Reliability and Life Testing

Paper-V: Lab Course - I : Practical based on Papers I, II and III

Papers-VI: Lab Course-II: Project Work

Paper – I

Multivariate Analysis


Learning Outcome: The course deals with the statistical estimation and testing problems when the underlying structure is not univariate but multivariate in nature. Various multivariate techniques (estimation and testing) required to handle two or more correlated response variables, will be discussed under multivariate normal setting. One sample, two sample and c-sample multivariate normal mean vector testing problems will be discussed.

UNIT-I


Multivariate Normal Distribution and its properties, Reproductive property, transformation by a vector, singular /non-singular matrix, conditional distribution of a sub-set of multivariate normal variable/ Random sampling from a multivariate normal distribution. Maximum likelihood estimators of parameters. Distribution of sample mean vector.

UNIT-II

Null and non-null distribution of simple correlation coefficient. Null distribution of partial and multiple correlation coefficient. Distribution of sample regression coefficients. Distribution of


23/11/23




23/11/23

Fisher's T^2 statistic. Application in tests on mean vector for one and more multivariate normal populations and also on equality of the components of a mean vector in a multivariate normal population, Fisher-Behran statistic, Mahalanobis D^2 Statistic.

UNIT-III

Distribution of sample generalized variance. Wishart matrix - its distribution and properties, Characteristic function of Wishart distribution, chi-square distribution as a particular case of Wishart distribution. Multivariate linear regression model-estimation of parameters, tests of linear hypotheses about regression coefficients.

UNIT-IV

Classification and discrimination procedures for discrimination between two multivariate normal populations - sample discriminant function, probabilities of misclassification and their estimation, classification into more than two multivariate normal populations. Principal components, Dimension reduction, Canonical variables and canonical correlation - definition, use, estimation and computation. Introduction to Factor and Cluster Analysis.

REFERENCES


1. Cook, R.D. and Weisberg, S. (1982). Residual and Influence in Regression. Chapman and Hall.
2. Draper, N.R. and Smith, H.(1998). Applied Regression Analysis. 3rd Ed. Wiley.
3. Gunst, R.F. and Mason, R.L.(1980). Regression Analysis and its Applications – A Data Oriented Approach. Marcel and Dekker.
4. Rao, C.R.(1973). Linear Statistical Inference and Its Applications. Wiley Eastern.
5. Weisberg, S. (1985). Applied Linear Regression. Wiley.
6. Anderson, T.W.(1983) : An Introduction to multivariate statistical analysis. 2nd Ed. Wiley. Giri, N.C.(1977) : Multivariate Statistical inference. Academic Press.
7. Kshirsagar, A.M. (1972) : Multivariate Analysis. Marcel Dekker.
8. Morrison, D.F. (1976) : Multivariate statistical methods. 2nd Ed. McGraw Hill.
9. Muirhead, R.J.(1982) : Aspects of multivariate statistical theory, J. Wiley.
10. Seber, G.A. F.(1984) : Multivariate observations. Wiley.
11. Sharma, S.(1996) : Applied multivariate techniques. Wiley.
12. Srivastava, M.S. and Khatri, C.G. (1979):. An introduction to multivariate statistics. North Holland.
13. Johnson, R. and Wichern (1992): Applied multivariate Statistical analysis, Prentice Hall, 3rd Ed.

Paper-II Inference II


Learning Outcome: The objective of the course is to provide a systematic account of Neyman Pearson theory of testing and closely related theory of point estimation and confidence sets, together with their applications. The course is highly job oriented.

UNIT -I

Test of Hypothesis: Generalized form of Neyman Pearson lemma, UMP test for simple null hypothesis against one sided alternatives in one parameter exponential family .Unbiased test,


23/11/23




23/11/23

uniformly most powerful unbiased test ,Type “A” and type A_1 critical regions or locally most powerful unbiased test.

UNIT-II

Composite Hypothesis and similar regions, similar regions and complete sufficient statistics, Construction of most powerful similar regions, Unbiased critical regions, optimum regions and Sufficient Statistics. Likelihood ratio test, properties of likelihood ratio test, Likelihood ratio test for the mean of normal population, LR test for equality of means and variances of two and several normal populations.

UNIT -III

Sequential analysis: Wald’s sequential probability ratio test (SPRT) with prescribed errors of two types, OC and ASN function of SPRT.

UNIT -IV

Non parametric test, Rank test, Wilcoxon test, Median test, Sign test, Mann-Whitney U test, Wald-Wolfowitz run test, Kolomogorov-Smirnov test, One and two sample problem, chi square test of goodness of fit.

REFERENCES

1. Kale, B.K. (1999): A first Course on Parametric Inference, Narosa Publishing House.
2. Rohatgi V. (1988): An Introduction to Probability and Mathematical Statistics. Wiley Eastern Ltd. NewDelhi (Student Edition)
3. Lehmann, E.L.(1986)-(Latest): Theory of point Estimation (Student Edition).
4. Lehmann, E.L.(1986): Testing Statistical hypotheses (Student Edition).
5. Rao, C. R. (1973): Linear Statistical Inference.
6. Zacks, S. (1971): Theory of Statistical Inference, John Wiley and Sons, New York.
7. Gibbons,J.D.(1985) : Nonparametric statistical inference 2nd Ed.,Marcel dekker,Inc.
8. Dudewicz, E.J. and Mishra, S.N. (1988). Modern Mathematical Statistics. Wiley Series in Prob. Math. Stat., John Wiley and Sons, New York (International Student Edition)
9. Ferguson, T.S. (1996). A course on Large Sample Theory. Chapman and Hall, London.
10. Ferguson, T.S. (1967) : Mathematical Statistics, Academic Press.

Paper- III ECONOMETRICS


Learning Outcome: The course is useful in study economical events using linear statistical models which is highly useful in the forecasting purpose.

UNIT – I


Nature of econometrics, the general linear model (GLM) and its extensions, ordinary least squares (OLS) estimation and prediction, generalized least squares (GLS) estimation and prediction, heteroscedastic disturbances, pure and mixed estimation.

UNIT – II

Auto correlation, its consequences and tests. Theil BLUS procedure, estimation and prediction, multicollinearity problem, its implications and tools for handling the problem, ridge regression. Linear regression and stochastic regression, Instrumental variable estimation. Errors in variables.


23/1/23




23/1/23

UNIT – III

Autoregressive linear regression, lagged variables, distributed lag models, estimation of lags by OLS method, Koyck's geometric lag model, Simultaneous linear equations model and its generalization, identification problem, restrictions on structural parameters, rank and order conditions.

UNIT – IV

Estimation in simultaneous equations model, recursive systems, 2 SLS estimators, limited information estimators, k-class estimators. 3 SLS estimator, full information maximum likelihood method, prediction and simultaneous confidence intervals.

REFERENCES:

- 1 Apte, P.G.(1990): Text books of Econometrics, Tata Mcgraw Hill.
- 2 Cramer, J.S.(1971): Empirical Econometrics, North Holland.
- 3 Gujarathi, D.(1979): Basic Econometrics, McGraw Hill.
- 4 Intrulligator, M.D.(1980): Econometric models-Techniques and applications, Prentice Hall of India.
- 5 Johnston, J.(1984): Econometric methods. Third edition, McGraw Hill.
- 6 Klein, L.R. (1962): An introduction to Econometrics, Prentice Hall of India.
- 7 Koutsoyiannis, A. (1979): Theory of Econometrics, Macmillan Press.
- 8 Malinvaud, E. (1966): Statistical methods of Econometrics, North Holland.
- 9 Srivastava, V.K. and Gelies D.A.E.(1987): Seemingly unrelated regression equations models, Maicel Dekker.
- 10 Theil, H. (1982): Intruduction to the theory and practice of Econometrics, John Wiley.
- 11 Walters, A. (1970): An introduction to Econometrics, Macmillan & Co.
- 12 Wetherill, G.B.(1986): Regression analysis with application, Chapman Hall.

Paper – IV

Any one of the following (Major Elective)

(b) Demography

(b) Advance Operations Research

(c) Reliability and Life Testing

Paper – IV (a)

DEMOGRAPHY (Major Elective)

Learning Outcome: The course is useful in understanding of demographic phenomenon of a particular geographical area encountering the events like fertility, mortality, marriage, migration and social mobility. Government employees like Indian statistical service and non government organisations use techniques. It is a job oriented course.

UNIT – I

Coverage and content errors in demographic data, Chandrasekharan-Deming formula to check completeness of registration data, adjustment of age data-use of Whipple, Myer and UN indices, Population transition theory.

[Handwritten signature]
23/11/23

[Handwritten signature]

16

[Handwritten signature]
23/11/23

UNIT – II

Measures of fertility; Stochastic models for reproduction, distributions of time of birth, inter-live birth intervals and of number of births (for both homogeneous and homogeneous group of women), estimation of parameters; estimation of parity progression from open birth interval data.

UNIT – III

Measures of Mortality; construction of abridged life tables, infant mortality rate and its adjustments, model life table. Stable and quasi-stable populations, intrinsic growth rate. Models of population growth and their fitting to population data.

UNIT – IV

Internal migration and its measurement, migration models, concept of international migration. Methods for population projection, component method of population projection, Nuptiality and its measurements.

REFERENCES:

1. Kumar, R.(1986): Technical Demography, Wiley Eastern Lts.
2. Benjamin, B.(1969): Demographic Analysis, George, Allen and Unwin.
3. Chiang, C.L.(1968): Introduction to Stochastic Progression.
4. Cox, P.R. (1970): Demography, Cambridge University Press.
5. Keyfitz, N. (1977): Introduction to the Mathematics of Population-with Revision, Addison-Wesley, London.
6. Spiegelman, M.(1969): Introduction to Demographic Analysis, Harvard University Press.
7. Wolfenden, H.H.(1954): Population Statistics and Their Compilation, Am Actuarial Society.

Paper – IV(b)

Advance Operations Research

Learning Outcome: The course is useful in taking optimum decision related to industry.

UNIT -I

Replacement problems : Replacement of items that fails and those that deteriorate ,group and individual replacement policies


UNIT -II


Network analysis,-Shortest Path Problem, Project planning and control with PERT and CPM


UNIT-III

Integer programming-Branch and Bound technique. Dynamic programming , Deterministic and Probabilistic Dynamic programming: decision tree and Bellman's Principle of optimality, models of dynamic programming,

UNIT-IV


23/1/23

 17


23/1/23

Quadratic programming, Kuhn-Tucker conditions for quadratic programming problem, Wolf's modified simplex method, Beale's method Goal Programming simulation :Monte Carlo method.

REFERENCES

1. Taha H.A. (1982) Operational Research : An Introduction ; Macmillan.
2. Hillier F.S. and Lieberman G.J. (1962) Introduction to Operations Research ; Holden Day.
3. Kanti Swarup, Gupta, P.K. and Singh M.M. (1985) Operations Research ; Sultan Chand & Sons.
4. Philips D.T., Ravindran A. and Solberg J. Operations Research, Principles and Practice.
5. Churchman C.W., Ackoff R.L. and Arnoff E.L.(1957) Introduction to Operations Research ; John Wiley.

Paper – IV(c)

RELIABILITY AND LIFE TESTING (Major Elective)

Learning Outcome: This course is useful in survival analysis of equipments in the industry. It is helpful in getting the decision of surviving time to any product.

UNIT -I

Reliability concepts and measures ; reliability function ; hazard rate ; components and systems ; coherent systems ; reliability of coherent systems ; cuts and paths ; modular decomposition ; bounds on system reliability ; structural and reliability importance of components.

UNIT -II

Life distributions ; common life distributions-exponential, Weibull, gamma etc. Estimation of parameters and tests in these models. Notions of ageing ; IFR, IFRA, NBU, DMRL, and NBUE Classes and their duals ; loss of memory property of the exponential distribution ; closures or these classes under formation of coherent systems, convolutions and mixtures.

UNIT -III


Univariate shock models and life distributions arising out of them ; bivariate shock models ; common bivariate exponential distributions and their properties. Reliability estimation based on failure times in variously censored life tests and in tests with replacement of failed items .

UNIT -IV


Stress-strength reliability and its estimation. Maintainability and availability, Maintenance and replacement policies ; availability of repairable systems ; modeling of a repairable system by a non-homogeneous Poisson process. Reliability growth models; Hollander-Proschan and Deshpande tests for exponentiality; tests for HPP vs NHPP with repairable systems. Basic ideas of accelerated life testing.

REFERENCES:


1. Barlow R.E. and Prochan F.(1985) ,Statistical theory of reliability and life testing ,Rinehart and Winston
2. Lawless J.F. (1982) ,Statistical Models and Methods of Life time data ; John Wiley .
3. Bain L.J. and Engelhardt (1991) ;statistical Analysis of Reliability and Life testing Models ,Marcel Dekker.
4. Nelson ,W (1982) ;Applied Life data analysis ; john Wiley .
5. Zacks S.;Reliability Theory ,Springer.



23/11/23





23/11/23

Paper V : Lab Course I : Practical based on Papers I, II and III
Paper VI : Project Work using SPSS


23/1/23


23/1/23


23/1/23