

# **SCHEME OF EXAMINATION COURSE STRUCTURE & SYLLABUS**

## **M.Sc. (ELECTRONICS) PROGRAMME (SEMESTER SYSTEM)**



### **FACULTY OF SCIENCE**

**Approved by Board of Studies in Electronics**

**Effective from Academic Session JULY 2019**

**School of Studies in Electronics and Photonics**

**Pt. Ravishankar Shukla University**

**Amanaka, GE Road Raipur (C.G.) 492010**

**WEBSITE: -[www.prsu.ac.in](http://www.prsu.ac.in)**

---

Syllabus revised & approved by Board of Studies in Electronics on 5<sup>th</sup> Jan., 2019

# **SCHEME OF EXAMINATION COURSE STRUCTURE & SYLLABUS**

## **M.Sc. (ELECTRONICS) PROGRAMME (SEMESTER SYSTEM)**



### **FACULTY OF SCIENCE**

**Approved by Board of Studies in Electronics**

**Effective from Academic Session JULY 2019**

**School of Studies in Electronics and Photonics**

**Pt. Ravishankar Shukla University**

**Amanaka, GE Road Raipur (C.G.) 492010**

**WEBSITE: -[www.prsu.ac.in](http://www.prsu.ac.in)**

---

Syllabus revised & approved by Board of Studies in Electronics on 5<sup>th</sup> Jan., 2019

**PT. RAVISHANKAR SHUKLA UNIVERSITY, RAIPUR**

**Scheme of Examination  
M.Sc. (Electronics) Programme  
(Semester System)**

**Effective from Academic Session JULY 2019**

M.Sc. Electronics is a four semester course spread over the period of two years. Every semester course consists of four theory courses and two laboratory courses, each theory course carrying weight-age of 100 marks (4 credits) and lab course of 100 marks (2 Credits). However, in the final semester, there will be one project in lieu of one practical.

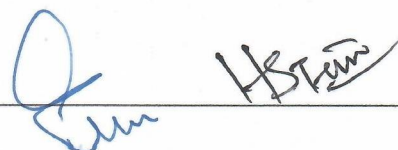
The School of Studies in Electronics & Photonics, Pt Ravishankar Shukla University, Raipur offers this course on its campus. It is designed to offer in depth knowledge of the subject starting from its basic concepts to the state of art technologies in use today. Students are also provided extensive laboratory training on the course content and the current requirements of industries and R and D. In the final semester every student has to undertake a project. Advanced papers are offered to the students in the areas of Communications, Photonics, Digital Signal Processing, Embedded Systems, and Power Electronics and Neural network. In addition the course caters to the requirements of providing complete exposure to NET/SET syllabus for Electronics formed by the U.G.C.

**Semester – I**

The following shall be the scheme of examination for the course:

Code	Theory	Marks			Credits
		Theory	Internal	Total	
ELT 101	Paper I : Analog Integrated Electronics and Physics of Electronic Materials	80	20	100	4
ELT 102	Paper II : Digital Design and Applications	80	20	100	4
ELT 103	Paper III : Signals, Mathematical and Computational Methods in Electronics	80	20	100	4
ELT 104	Paper IV : Optical , Quantum and Organic Electronics	80	20	100	4

Syllabus revised & approved by Board of Studies in Electronics on 5<sup>th</sup> Jan., 2019



Code	Practical	Experiment	Viva	Internal	Max	Credits
ELP 105	1. Lab course "A" Analog Electronics Lab	60	20	20	100	2
ELP 106	2. Lab course "B" Digital electronics Lab	100	60	20	100	2
	Total (Theory & Lab)				600	20


Total Marks for Semester I = 600 & Credit = 20

## Semester – II

Code	Theory	Marks			Credits
		Theory	Internal	Total	
ELT 201	Paper I Network Analysis and Synthesis	80	20	100	4
ELT 202	Paper II Microprocessor and C++ Programming	80	20	100	4
ELT 203	Paper III Analog and Digital Communication Systems	80	20	100	4
ELT 204	Paper IV Electromagnetic Plane wave, Transmission lines and Microwave Devices	80	20	100	4

Paper Code	Practical	Experiment	Viva	Internal	Max	Credits
ELP 205	1. Lab course "C" Analog and Digital Communication Lab	60	20	20	100	2

Syllabus revised & approved by Board of Studies in Electronics on 5<sup>th</sup> Jan., 2019

ELP 206	2. Lab course "D" – 8085 Microprocessor Programming, Study Cards and Interfacing Lab	60	20	20	100	2
	Total (Theory & Practical)				600	20

Total Marks for Semester II=600 & Credits=20

### Semester – III

Code	Theory	Marks			Credits
		Theory	Internal	Total	
ELT 301	Paper I ( Code) Advanced Microprocessor and Interfacing	80	20	100	4
ELT 302	Paper II Data Communication, Mobile and Wireless Communication	80	20	100	4
ELT 303	Paper III Photonics or Optional Paper III Instrumentation and Measurement	80	20	100	4
ELT 304	Paper IV Power Electronics, Information Theory and Coding	80	20	100	4

Code	Practical	Experiment	Viva Voce	Internal	Max	Credits
ELP 305	1. Lab course "E" - - Optical Electronics And Photonics OR Optical Electronics, Transducer and Instrumentation Lab	60	20	20	100	2

Syllabus revised & approved by Board of Studies in Electronics on 5<sup>th</sup> Jan., 2019

ELP 306	2. Lab course "F" – 8086 Microprocessor Programming, Interfacing and "C++" Programming Lab	60	20	20	100	2
	Total [Theory & lab]				600	20

Total Marks for Semester III = 600 & Credits=20


### Semester IV

Code	Theory	Marks			Credits
		Theory	Internal	Total	
ELT 401	Paper I Digital Signal Processing	80	20	100	4
ELT 402	Paper II (Code EL 402) Optical and Satellite Communication	80	20	100	4
ELT 403	Paper III (Code EL 403) Automatic Control System and Artificial Neural Network	80	20	100	4
ELT 404	Paper IV (Code EL 404). Embedded System and Microcontroller	80	20	100	4

Code	Practical	Experiment	Viva	Internal	Max	Credits
ELP 405	1. Lab course "G" - Optical Communication and 8051 Programming Lab	60	20	20	100	2

---

Syllabus revised & approved by Board of Studies in Electronics on 5<sup>th</sup> Jan., 2019



ELP 406	2. Project & Seminar	80	20	-	100	2
	Total [Theory & lab]				600	20

Total Marks for Semester IV = 600 & Credits=20

**PT. RAVISHANKAR SHUKLA UNIVERSITY, RAIPUR**  
**SYLLABUS PRESCRIBED FOR THE EXAMINATION OF**  
**M. Sc. Electronics (Semester System)**

July - Dec 2019

**Semester – I**

Electronic devices play a crucial role in today's societies and in the physical sciences where they originated. Contemplating that in just a few decades, technology guiding electrons and photons has emerged that makes possible oral and visual communication between peoples on opposite sides of the planet is truly a triumph of science and technology. Present day information technology is based on the physical properties of semiconductors, in particular the functioning of the transistor. The intension of this paper is to take the students from the principles of quantum mechanics through the quantum theory of metals and semiconductors all the way to how devices are used to perform their duties in electric circuits

**ELT 101 Paper 1 - Analog Integrated Electronics and Physics of Electronic Materials**

**Max. Marks: 80, Min. Marks: 16.**

**Student should be allowed to use Programmable Scientific Calculator in Examination hall**

**Unit I – Physics of Electronic Materials**

Crystal structures, classification of crystals, lattices, reciprocal lattice, Miller indices, amorphous materials. Lattice Vibration and Phonons, Bloch theorem, Phonons, Nearly Free electron theory. Dielectric properties, electronic polarisability, Clausius Mossotti relation, dielectric Constant static and frequency dependent. Introduction to Fermi Dirac and Bose Einstein Statistics.

**Semiconductors:** Direct and indirect band gap methods to determine the Forbidden gap, mobility and conductivity, intrinsic and extrinsic semiconductor, Impurities, carrier concentration, electrical properties of Ge and Si, experimental

Syllabus revised & approved by Board of Studies in Electronics on 5<sup>th</sup> Jan., 2019

methods to study the electrical parameters, Drift and Diffusion, Hall effect, electrons and phonons in semiconductors.

## **Unit II – Transistor analysis at low frequencies**

Review - Transistor Characteristic viz CE, CB and CC configuration of BJT, Principle of operation and characteristic of JFET and MOSFET, Transistor at low frequency - Graphical analysis of CE configuration, Transistor hybrid Model, h- Parameters and their variations, analysis of a transistor amplifier circuit using h- parameter, Emitter follower, comparison of transistor amplifier configurations, Miller's Theorem and its dual, cascading transistor amplifiers, Simplified hybrid model – CE and CC configuration, common emitter amplifier with an emitter resistance.  
Transistor biasing and stabilization

## **Unit III – Multistage and Feedback Amplifiers Analysis**

Transistor at high frequencies, Hybrid – pi model, gain bandwidth product. Multistage Amplifiers Analysis - Introduction, frequency response of an amplifier, band pass of cascaded stages, Coupling scheme - RC coupled, transformer coupled and direct coupled amplifiers, low frequency response of RC coupled stage, effect of emitter bypass capacitor on low frequency response, high frequency response of two cascaded CE transistor stages.  
Feedback Amplifiers – Basic concept, types of feedback method of analysis of a feedback amplifier.

## **Unit IV – Operational Amplifier, Characteristics and Applications**

Basic operational amplifier and its characteristics, characteristics of ideal and practical operation amplifier, parameters of operational amplifier, measurement of operational amplifier parameters, frequency response of operational amplifier, Linear and Nonlinear Circuits analysis using operational amplifier - Inverting and Non inverting Amplifiers, Differentiator, Integrator, Voltage to current converter, Instrumentation amplifier, Sine wave Oscillator, Low pass and band – pass filters, Comparator, Multivibrator and Schmitt trigger, Triangular wave generator, Log and Antilog amplifiers

## **Unit V - Integrated Circuit Fabrication and Characteristics**

Integrated circuit technology - SSI, MSI, LSI, VLSI, basic monolithic integrated circuits, planar process, epitaxial growth, masking and etching, diffusion of impurities, bipolar transistor fabrication, fabrication of FET, CMOS technology,

---

Syllabus revised & approved by Board of Studies in Electronics on 5<sup>th</sup> Jan., 2019



monolithic diodes, integrated registers, integrated capacitors and inductors, monolithic circuit layout, metal semiconductor contact, packaging and characteristic of integrated circuit components. Computer simulation of ICs and layout design. High Voltage ICs. GaAs MESFET and GaAs ICs. Failure, reliability and yield of ICs. Fault modeling and testing.

#### **TEXT BOOKS**

1. Physics of Electronic Materials: Principles and Applications Jørgen Rammer Cambridge University Press,
2. Electronic Devices and Circuit Theory, 9th ed. Boylestad & Nashelsky PHI
3. Microelectronics - Jacob Millman, Arvin Grabel, Tata Macgraw-Hill
4. Physics of Semiconductor Devices: Shur PHI
5. A Textbook of Applied Electronics (M.E.) Sedha R S, S. Chand Pub.
6. Physics of Semiconductor Devices: Sze
7. Ramakant A. Gayakwad, 'OP-AMP and Linear IC's', Prentice Hall
8. Principles of Electronic Material & Devices: S O Kasap
9. Integrated electronics – Analog and digital circuits and systems Jacob Millman, Cristos, C. Halkias, Tata Macgraw-Hill

## **ELT-102 Paper 2 - Digital Design and Applications**

**Max. Marks: 80, Min. Marks: 16**

**Student should be allowed to use Programmable Scientific Calculator in Examination hall**

### **Unit I - Basic Logic Circuit**

Introduction of basic gates, universal gates, number systems and codes, Boolean algebra, switching characteristics of semiconductor devices, logic gate characteristics - speed of operation, power dissipation, figure of merit, fan in, fan out, noise margin. Logic families - RTL, DTL, TTL, ECL interfacing, ECL and TTL, MOS logic - MOSFET NAND and NOR gates, CMOS inverters, CMOS - NAND and NOR gates, interfacing CMOS and TTL, interfacing CMOS and ECL, comparison of logic families.

### **Unit II - Combinational Logic Design**

Simplification of Boolean algebra using K-map, minterm and maxterm, design of binary adder, subtractor, digital comparator, parity generator/checkers, priority encoder, BCD to 7-segments decoder, multiplexer, multiplexer tree, demultiplexer and demultiplexer tree.

### **Unit III - Sequential Circuit Design**

---

Syllabus revised & approved by Board of Studies in Electronics on 5<sup>th</sup> Jan., 2019

Excitation table of flip flops – S - R, J-K, Master-Slave – JK, D and T flip-flops, clocked flip flop design – conversion of one form of flip flop to another type.

**Analysis of clocked sequential circuits** - State equation, state table, state diagram, state input equations, analysis with - flip flops, JK flip flops and T flip flops. State reduction and assignment, design procedure – synthesis using D flip flops, JK Flip flops and T flip flops.

#### **Unit IV - Registers, Counters and A/D, D/A converters**

**Registers** - Shift registers, application of shift registers, serial to parallel converter, parallel to serial converter.

**Counters** - Ring counter, modulo-n-counter, synchronous counter –ripple counter (binary, BCD) and up-down counter, asynchronous counters - ripple counter (binary, BCD) and up-down counter. Other counters – counter with unused states, ring counter, Johnson counter.

**A/D, D/A Converters** – D/A weighted register type, R/2R ladder type, D/A converter specifications, A/D converters - successive approximation type, parallel comparator, dual slope ADC using voltage to frequency conversion and frequency to time conversion.

#### **Unit V - Semiconductor Memories**

Memory organization and operation, write operation, read operation, expanding memory size and word capacity, classification and characterization of memory, sequential memory ROM, dynamic ROM, RAM cell, content addressable memory (CAM), PLA, CCD, PAL.

#### **TEXT BOOKS**

1. Digital Design - M. Moris Mano, PHI Publication.
2. Modern Digital Electronics - R.P. Jain, Tata Mcgraw.
3. Digital Principal and Application - Malvino Leach, Tata Macgraw Hill
4. Digital Systems: Principles and Applications, 10th ed. Tocci, Widmer & Moss PHI

## **ELT 103 PAPER 3 – Signals, Mathematical and Computational**

### **Methods in Electronics**

**Max. Marks: 80, Min. Marks: 16**

**Student should be allowed to use Programmable Scientific Calculator in Examination hall.**

#### **UNIT I - Signal Analysis**

**Introduction** – Classification of signals and systems, some ideal signals, energy signal, Power signals, energy and power spectral densities.

---

Syllabus revised & approved by Board of Studies in Electronics on 5<sup>th</sup> Jan., 2019

Fourier Series, Complex Fourier Spectrum, The Fourier Transform, Continuous Spectrum, Fourier Transform involving Impulse Function, Properties of Fourier Transform, Fourier Transform of Periodic Functions, Convolution, Sampling Theorem.

#### **UNIT II – Linear Systems and State Variables Techniques**

Introduction, System Function (Transfer Function), Distortion less Transmission, Paley-Wiener criterion, Correlation, Autocorrelation

**State Variables Techniques** - State variable concepts, form of the state equations, time domain and frequency domain solution of state equations, state transition matrix, state equations for networks, state equations from transfer functions.

#### **UNIT- III- Probability and Random Signal Theory**

Introduction, set theory, Introduction to Probability, Conditional Probability Statistical Impedance, Baye's Theorem, Random variables, Discrete and Continuous Random Variables, Joint Distributions, Characteristics of Random Variables, Binomial, Poisson and normal Distributions, Uniform and other Distributions, Random and Markov Processes.

#### **UNIT IV - Mathematical Methods**

**Laplace Transform** – Definition, transform of elementary function, properties of Laplace transform, convolution theorem, application to differential equation, simultaneous Linear equations with constant coefficients, unit step and unit impulse function

**Special Function** - Bessel equations, recurrence formula, expansion for  $J_0$  and  $J_1$ , values of  $J_{1/2}$ , generating function for  $J_n(x)$ , equation reducible to Bessel equation

#### **UNIT V – Computational Methods**

##### **Numerical Differentiation and Integration**

Finite Differences, Derivatives using Forward, Backward and Central Difference Formulae, Newton-Cote's Quadrature formula, Trapezoidal rule, Simpson's rules, Weddle's rule.

**Numerical methods for Solution of Ordinary Differential Equation**-Picards Method, Taylor Series Method, Eulers and Modified Eulers methods, Runge and Runge Kutta Methods, Newton- Raphson Method, Gauss Elimination Method Predictor and Corrector Method.

#### **TEXT BOOKS**

1. Communication System- Analog and Digital - R.P.Singh & S.D. Sapre TMH.
2. Signal and System - Nagrath, Sharan and Ranjan. Mcgraw hill Publishing

---

Syllabus revised & approved by Board of Studies in Electronics on 5<sup>th</sup> Jan., 2019

3. Signal and Systems - Rodger E. Ziemer. Continuous and Discrete 2nd ed. Maxwell Macmillan Int. Edition,
4. Higher Engineering Mathematics - B.S. Grewal, Khanna Publications
5. Numerical Methods - Kandaswami, Thilagavathi and Gunavathi, S.Chand & Co.
6. An introduction to Numerical methods: A MATLAB approach by Abde/Wahab Kharab, Ronald B Guenther
7. Optoelectronics and Photonics Engineering Dutta, Partha S. Springer

## **Paper 4-Optical, Quantum and Organic Electronics**

**Max. Marks: 80, Min. Marks: 16**

**Student should be allowed to use Programmable Scientific Calculator in Examination hall**

### **Unit I - Quantum Electronics**

Coherent light sources, basic principle of lasers, laser pumping, stimulated emission, light amplification, threshold condition, Einstein's coefficient, laser rate equations for two, three and four level laser systems, variation of power around threshold, rectangular cavity, open plane resonator, mode locking and Q-switching of lasers.

### **Unit II - Applications of Quantum Electronics**

**Types of Lasers** - Ruby Laser, He-Ne laser, Ar-ion laser, Co2 laser, Solid State Laser: Host material and its characteristics, doped ions Nd:YAG laser, Liquid laser: Dye laser, Semiconductor laser

**Laser Applications** - Laser in manufacturing, laser cutting of material, laser marking, laser transmitter, measurement of distance through Laser

### **Unit III - Optical Display Devices**


**Optical Display Devices** - LED- Basic principle of operation, radiative recombination process, the spectrum of recombination process, the internal quantum efficiency, double hetrostructure, response time of LED, carrier configuration and modulation bandwidth, edge emitting LED, LED design. Liquid Crystal Display - construction, basic principle of emission, Plasma Display-construction, basic principle of emission

### **Unit IV - Photo Detectors and Organic Electronics**

**Photodiodes**- General Principles, quantum efficiency, silicon P-N photodiodes, hetrojuncton photodiodes, schottkey barrier diode, P-I-N photodiodes, avalanche photodiodes, and phototransistors.

---

Syllabus revised & approved by Board of Studies in Electronics on 5<sup>th</sup> Jan., 2019



**Introduction to Organic Electronics**, Organic versus Inorganic solids, Molecular materials, Organic Semiconductors, Electronic states in conjugated molecules, Conjugated polymers

**Unit V - Electro-Optical Devices**

**Nonlinear Optics:** Origin of nonlinearity, susceptibility tensor, phase matching, second harmonic generation, methods of enhancement, frequency mixing processes, nonlinear optical materials.

**Electro-Optic Effect** - Kerr effect, Pockels effect, Farady effect, Electro-Optic Modulator- Electro-optic phase modulator, electro-optic amplitude modulator, Kerr modulator

**Acousto-Optic Effect** - Raman-Nath and Bragg Diffraction, Raman-Nath acousto optic Modulator, Bragg modulator, acousto-optic modulator.

**Magneto-Optic Effect** - Faradays effect, magneto-optic modulator

**TEXT BOOKS**

1. Optical Electronics - Ghatak Thyagarajan, University Press
2. Optical Communication System - John Gower, PHI Publication.
3. **Optoelectronics Devices & Systems - S.C. Gupta, PHI Publication**
4. Optoelectronics - An Introduction - J.Wilson and J.F.B. Hawkes, PHI Publication.
5. Semiconductor Optoelectronic Devices, 2nd ed. **Bhattacharya PHI**
6. Pope and Swenborg, Electronic Processes in organic crystals and polymers, 2nd Ed., Oxford
7. Organic molecular crystals, E.A. Sininsh EA and V. Capek.

**PT. RAVISHANKAR SHUKLA UNIVERSITY, RAIPUR**  
**SYLLABUS PRESCRIBED FOR THE EXAMINATION OF**  
**M. Sc. Electronics**  
**Jan-June 2020**  
**Semester-II**


**Paper 1-Network Analysis and Synthesis**

**Max. Marks: 80, Min. Marks: 16**

1. Student should be allowed to use Programmable Scientific Calculator in Examination hall.
2. Special graph paper viz. Polar graph & Semi log graph papers should be provided to the students in the examination hall.

---

Syllabus revised & approved by Board of Studies in Electronics on 5<sup>th</sup> Jan., 2019



### **Unit I - Mesh and Node Analysis and Network Theorems**

**Mesh and Node Analysis** - Kirchhoff's laws, Star and Delta conversion, source transformation, mesh and node analysis of electric circuits, response of the network by differential equation and Laplace transform method, initial conditions in the network.

**Network Theorems** - Thevenin's theorem, Norton's Theorem, Superposition, Millman theorem, Maximum power transfer theorem, and Reciprocity theorem, Tellegen theorem and Substitutions theorem.

### **Unit II – Coupled Circuit, Waveform Synthesis and Graph Theory**

**Coupled Circuit** – Dot convention and magnetic coupling

**Waveform Synthesis** – Standard signals, unit step function, ramp function, impulse function, initial and final value of  $f(t)$  from  $F(s)$ , the convolution integral.

**Graph Theory** - Concept of a network graph, twigs and links, trees, co trees, formation of incidence matrix, cut-set matrix, tie-set matrix and loop currents, analysis of networks, network equilibrium equation, duality, network transformation.

### **Unit III - Network Function and Frequency Response Plots**

**Network Function** - Network function for one port and two port, the calculation of network functions - ladder networks and general networks, pole and zero of network functions, restrictions on pole and zero locations for driving point functions, restrictions on pole zero locations, time domain behavior from the pole and zero plot, stability of active networks.

**Frequency Response Plots**- Magnitude and Phase plots, Root Loci, Bode Diagrams, Nyquist- Stability Criterion

### **Unit IV -Two Port Network Analysis**



Relationship of two port variable, Z-parameters, Y- parameters, Hybrid parameters, ABCD parameters, conditions of reciprocity and symmetry, inter-relationship between parameter of two port network, different types of interconnections of two port networks.

### **Unit V- Network Synthesis**

Concept, Procedure of Synthesis, Reactive Networks, Properties of Expressions of Driving point Admittances of L-C Networks, Pole-Zero Interpretations in L-C Networks. L-C Networks Synthesis-Foster's Canonic Form (First and Second Foster form), Significance of Elements in the Foster form, Cauer Canonic form of Reactive Networks-First and Second form of Cauer Networks, Applicability of Foster and Cauer forms, R-L & R-C Network Synthesis by Foster form,

---

Syllabus revised & approved by Board of Studies in Electronics on 5<sup>th</sup> Jan., 2019



Identification of Foster form, Identification of Admittance, R-L & R-C Network Synthesis by Cauer form, Identification of Admittance Function in Cauer form, Determination of end elements in Foster and Cauer R-L & R-C Networks.

#### **TEXT BOOKS**

1. Networks and System - D. Roy Choudhary, New Age International
2. Network Analysis: M.E. Van Valkenburg.PHI
3. Circuit theory (analysis and synthesis) - A. Chakrabarti, Dhanpat Rai and co.
2. Network Synthesis: M.E. Van Valkenburg.PHI

#### **Paper 2 - Microprocessor and C++ Programming**

**Max. Marks: 80, Min. Marks: 16**

**1. Student should be allowed to use Non Programmable Scientific Calculator in Examination hall**

#### **Unit I - Micro-Computer System & 8085 Microprocessor Architecture**

**Microcomputer System & its operation-** Overview of a basic Microcomputer structure and operation, Ideal microprocessor, Microprocessor evolution and types, Microprocessor initiated operation & Bus organization, internal data operation & registers, peripheral initiated operation.

**Memory-** Memory organization, memory map, memory & instruction fetch, types of memory. Interfacing Devices - Tri-state devices, buffer, decoder, encoder, latch.

**Microprocessor Architecture** - Introduction to 8085 Microprocessor, pin diagram & its function, bus timing, Demultiplexing of address & data Bus, generation of control signals, microprocessor architecture of 8085, decoding & execution of an instruction, memory interfacing, timing diagram of memory, read & write cycle.

#### **Unit II - Instruction Set & Programming of 8085, Stack & Subroutines**

Instruction classification, instruction format, addressing modes, basic instructions and

simple programming, Additional Instructions - DAA, DAD, LHLD, SHLD, PCHL, STC, XCHG, XTHL and programming, Code Conversion - BCD to Binary, Binary to BCD, Binary to ASCII, ASCII to Binary.

**Stack & Subroutines** - Concept of stack, PUSH/POP instruction, illustrative example, Concept of subroutines, call & return instruction, conditional call & return instruction, advanced subroutines concept.

---

Syllabus revised & approved by Board of Studies in Electronics on 5<sup>th</sup> Jan., 2019



### **Unit III - Counters, Time Delay, Interrupts & Interrupt Controller**

**Counters and Time Delay** -Time delay using one register, Time delay using a register pair, flow chart & program for a hexadecimal counter and modulo 10 counter, delay calculations.

**Interrupts** - Interrupts of Intel 8085, hardware and software interrupts, vectored/non vectored interrupts, maskable/non- maskable interrupts, Interrupts priority concept, DI,EI, RIM, SIM instructions, pending interrupts.

**Programmable Interrupt Controller** - Architecture of 8259, initialization command words (ICW's), operational command words (OCW's), 8259 interrupts mode, simple initialization program for 8259.

### **Unit IV - Data Transfer & Peripheral Interfacing Devices, Co-processor**

Format of data transfer, modes of data transfer, microprocessor controlled data transfer, peripheral control data transfer, peripheral I/O instruction, serial I/O lines, SOD and SID.

**Programmable Peripheral Interfacing Devices** - Programmable keyboard / display interface – 8279, Programmable peripheral interface – 8255, Programmable interval timer – 8253, Programmable Interrupt controller – 8259, Synchronous data communication device – 8251, DMA Controller 8257, RS 232 interface. Numeric co-processor 8087

### **Unit V- "Object Oriented Programming**

Principles and Basic concepts, OOPs languages, Application of OOPs, Simple programming in C++, Tokens, expressions and control structures - Tokens, keyword, identifiers and constants, declaration of variables, operators in C++, manipulators, control structure.

Functions in C++ - main function, function references, return references, default arguments and constant arguments. Classes and Objects- C structures revisited, specifying class, C++ program with classes, arrays within Classes, memory allocation of objects, arrays of objects, returning objects, pointer to members, local classes.

### **TEXT BOOKS**

1. Microprocessor Architecture Programming - Ramesh S. Gaonkar & Application with 8085/8080 Penram Int. Pub2
2. 0000 to 8085: Introduction to Microprocessors for Engineers and Scientists, 2nd ed. Ghosh & Sridhar PHI
3. Fundamentals of Microcomputer & Microprocessor r - B.Ram, Dhanpat Roy Pub.
4. Object Oriented Programming E - Balaguruswamy with C++ Second Edition

---

Syllabus revised & approved by Board of Studies in Electronics on 5<sup>th</sup> Jan., 2019

5. PROGRAMMING IN C++ P.B.MAHAPATRA, S Chand & Co

**ELT 203 Paper 3- Analog and Digital Communication Systems**

**Max. Marks: 80, Min. Marks: 16**

**1. Student should be allowed to use Non Programmable Scientific Calculator in Examination hall**

**Unit I Radiation and Propagation of Waves** - Electromagnetic Radiation – Effect of environment, Propagation of waves –Ground Wave and Sky-wave Propagation – The ionosphere – Space waves – Tropospheric scatter propagation – Extraterrestrial communications

**Introduction to Communication Systems** -Block diagram of communication system –

Transmitter, Receiver, Modulation, Bandwidth requirements

**Noise** - Source of Noise, External Noise –Atmospheric Noise, Extra Terrestrial Noise, Industrial Noise, Internal Noise-Shot Noise, Resistor or Johnson Noise, Calculation of noise in Linear Systems, Noise Bandwidth, Power, Noise Temperature, Noise in Two Port Networks, Noise Figure, Cascaded stages, Measurement of Noise Figure, Signal in presence of Noise, Narrowband Noise.

**Unit II – Amplitude Modulation System**

**Amplitude Modulation** - Frequency spectrum of AM wave, Representation of AM wave, Power relation in AM wave, Single side band techniques – Suppression of carrier, suppression of side bands, vestigial side band,

**Transmitters** - Classification of radio transmitter, AM radio transmitter, Generation of AM -Transistor as AM Generator, balanced modulator, filter method, phase shift method, third method.

**Receivers** – Classification of radio receiver, basic function of AM receiver, tuned radio frequency receiver, super heterodyne receiver, AM demodulation – RC demodulator, square law demodulator. Noise in Amplitude Modulated Systems, Comparison of various AM systems,

**Unit III – Angle Modulation System**

**Angle Modulation** – Frequency modulation, analysis of FM waveform, frequency spectrum, Bessel function, Narrowband FM and Wide Band FM, Phase modulation

---

Syllabus revised & approved by Board of Studies in Electronics on 5<sup>th</sup> Jan., 2019

**FM Modulators and Transmitters** - Method of frequency modulation – Direct method – reactance modulator (FET and varactor diode method), Indirect Method, pre-emphasis and de-emphasis

**FM Demodulators and Receivers** – Super heterodyne FM receiver – block diagram, amplitude limiter, FM demodulator –phase discriminator, ratio detector, PLL demodulator. Comparison of AM, FM and PM, , frequency division multiplexing(FDM).

#### **Unit IV - Pulse Modulation System**

**Pulse Amplitude Modulation** - Natural Sampling, flat top sampling, equalization signal recovery to holding, PAM modulator and demodulator. Pulse time modulation (PTM)- Generation of PTM signals, PTM modulator and Demodulator, time division multiplexing (TDM).

**Pulse Code Modulation**- Quantization of signals, quantization error, pulse code modulation (PCM), companding, Bandwidth of PCM System, Noise in PCM System, Differential pulse code modulation, Delta modulation, Adaptive Delta modulation.

**Digital Modulation Techniques** - Introduction, Binary Phase Shift Keying (BPSK), Differential Phase Shift Keying (DPSK), Quadrature Phase Shift Keying (QPSK), Quadrature Amplitude Shift Keying (QASK) and Binary Frequency Shift Keying (BFSK).

#### **Unit V – Monochrome and Colour Television**

Elements of a TV System - Concept of Picture and sound transmission and reception, Flicker, Composite Video Signal, signal transmission and Channel bandwidth, Monochrome picture tube, Television Camera tube - Vidicon and CCD. Monochrome TV transmitter and receiver (Block Diagram), Essentials of Colour TV - Three Colour theory, Luminance, Hue and saturation, Triniton Colour Picture tube, Block diagram of Colour TV transmitter and receiver, PAL Colour TV System. CCTV, HDTV, CATV and DTH, Concepts of Home Theatre

#### **TEXT BOOKS**

1. Principles of Communication Systems - Taub & Schilling, TMH
2. Principles of Communication Systems - George Kennedy, TMH
3. Communication System- Analog and Digital - R.P.Singh & S.D. Sapre TMH
4. Radio Engineering - G. K. Mithal G.K. Pub.
5. Monochrome and Colour Television - R.L. Gulati, New Age International, Wiley Eastern Ltd. New Delhi.
8. Advanced Electronic Communication Systems: Tomasi PHI
9. Television Engineering – A.M. Dhake, TMH
10. Electronic communication, Roddy and Coolen, PHI, New Delhi,

---

Syllabus revised & approved by Board of Studies in Electronics on 5<sup>th</sup> Jan., 2019



**ELT 204 Paper 4 - Electromagnetic Plane Wave, Transmission Lines and Microwave Devices**

**Max. Marks: 80, Min. Marks: 16**

**1. Student should be allowed to use Non Programmable Scientific Calculator in Examination hall**

**UNIT I - Electromagnetic Plane Wave**

**Electromagnetic Plane Wave** - Electron motion in electric field , electron motion in magnetic field , electron motion in electromagnetic field, electric and magnetic wave equations, Maxwell equation, Poynting theorem, uniform plane wave and reflection, uniform plane wave propagation in free space and lossless dielectric, plane wave propagation in lossy media, Ionospheric propagation, conductors and dielectrics, skin depth, polarization, phase velocity and group velocity.

**UNIT II - Transmission Lines and Antennas**

**Transmission Line** - Basic equation , reflection and transmission coefficient , standing wave and standing wave ratio , line impedance and admittance, Determination of characteristics impedance, Fundamental of Smith Chart, Impedance Matching: Single and Double Stub Matching, microwave Coaxial Connectors.

**Antennas** – The Radiation mechanism, Current and Voltage distribution, Antennas gain, Antenna resistance, Bandwidth, Beam width and Polarization, effects of Antenna height, Dipole arrays, Folded dipole. Microwave Antennas - Parabolic reflector, Horn and Lens antenna, Special purpose antennas - Yagi, Log periodic and Loop antennas

**UNIT III – Microwave Waveguides and Components**

**Waveguides** - Rectangular Wave guide – TE and TM modes , power transmission, excitation in rectangular wave guide , circular wave guides – TE, TM and TEM mode, **Microwave Components** - Waveguide Tee - E-plane tee, H-plane tee, Hybrid tee, scattering parameters (s-matrix), circulators, isolators , directional couplers.

**UNIT IV – Microwave Sources and Measurements**

**Microwave Sources** - Reflex Klystron - principle of operation of velocity modulation, power output and efficiency, electronic admittance, Cylindrical Magnetron – principle of operation, equation of electron motions, cyclotron angular frequency , power output and efficiency,

---

Syllabus revised & approved by Board of Studies in Electronics on 5<sup>th</sup> Jan., 2019



**Microwave measurement techniques**, - Microwave bench, precautions, power measurement, bolometric method, attenuation, VSWR, impedance, frequency and Q of the cavity, standing wave measurements, impedance measurement, cavity resonator, dielectric measurements.

**UNIT V - Microwave Semiconducting and Avalanche Transit -Time Devices**  
**Microwave Semiconducting Devices**

Microwave Transistor – Microwave Bipolar Transistor – principle and amplification phenomenon, power frequency limitation, Microwave Tunnel Diode – principle and characteristics of microwave tunnel diodes, JFET operation and characteristics. Microwave integrated circuit design, introduction, hybrid microwave integrated circuits (HMIC), monolithic microwave integrated circuit (MMIC), MIC materials, substrate material, conductor material, dielectric materials, resistive films, types of MIC'S, microwave monolithic integrated circuits (MMIC'S).

Transferred Electron Devices – Gunn Effect Diodes, GaAs diode Ridley Watkins Hilsum (RWH) theory – Differential negative resistance

**Avalanche Transit -Time Devices** - Read Diode - Avalanche multiplication, carrier current and external current, output power and quality factor. IMPATT Diodes and TRAPATT Diodes- Principles of operation, power output and efficiency

**TEXT BOOKS**

1. Microwave Devices and Circuits – Samuel Y. Liao, PHI Pub
2. Microwave Engineering – Annapurna Das, Sisir K. Das, Tata Mc Graw Hill.
3. Microwave and Radar Engineering - M. Kulkarni, Umesh Publication
4. Electronic Communication Systems - George Kennedy, 3rd Edition TMH
5. Introduction to electrodynamics by David J. Griffiths , PHI
6. Elements of engineering electromagnetics by Narayana Rao, PHI



**PT. RAVISHANKAR SHUKLA UNIVERSITY, RAIPUR**  
**SYLLABUS PRESCRIBED FOR THE EXAMINATION OF**

**M. Sc. Electronics**

**July-Dec 2020**

**Semester III**

**ELT 301 Paper - 1 Advanced Microprocessor and Interfacing**

**Max. Marks: 80, Min. Marks: 16**

**1. Student should be allowed to use Non Programmable Scientific Calculator in Examination hall**

**Unit – I Architecture & Instruction set for 8086:** Architecture and pin configuration

of 8086, Instruction Format; Addressing modes, Data Transfer Instruction; Arithmetic Instructions; Branching and Looping Instructions, NOP and Halt, Flag Manipulation Instructions; Logical, Shift and Rotate Instruction. Byte and String Manipulation: String Instructions; REP Prefix, Table Translation, Number Format conversions. Assembler, Directives and Operators; Assembly Process; Translation of assembler Instructions, Programming of microprocessor 8086

**Unit – II System Bus Structure**

Basic 8086/8088 system bus architecture, Minimum mode Configuration, Maximum mode configuration; memory interfacing with 8086/8088 in minimum and maximum mode; System Bus Timings, Bus Standards, Interrupts of microprocessor 8086 . Numeric co-processor 8087- Register Set of 8087, Architecture or 8087, Interconnection of 8087 with CPU.

**Unit – III Architecture of Interfacing Devices**

Programmable interrupt controller (PIC) 8259, Programmable DMA Controller (8257). (Architecture and Functioning only) 8-bit ADC and DAC, Programming for Interfacing of 8253/8254, 8251, 8279, ADC and DAC with 8086.

**Unit – IV Architecture of 32 bit Microprocessors**

Intel 80386 Architecture –Special 80386 Registers –Memory management – interrupts and exceptions – management of tasks –Real, protected and virtual 8086 mode-Introduction to 80486 microprocessor – Architecture ; Comparison

---

Syllabus revised & approved by Board of Studies in Electronics on 5<sup>th</sup> Jan., 2019

with 80386 processor. Intel 80286- Features of 80286, Internal Architecture. 80287 math co-processor.

**The IBM PC Motherboard and Drives** - Motherboard Components, System Resources,

ROM BIOS Services

**Drives** - Principles of Magnetic Storage, Floppy Disk Drive, Hard Disk Drive, IDE Interface, SCSI Interface, CD-ROM Drive, BIOS Disk Drive Services.

### **Unit-V High End High Performance Processors**

Instructions level Parallelism and Superscalar processors, Advanced Design features, Pentium IV, Power PC, Concept of Pentium Dual Core and Core 2 Duo processors. Mobile Phone Processors IA 64 Architecture - General organization, Predication, Speculation and Software pipelining, Itanium organization, TRIPS (Tera-op, Reliable, Intelligently adaptive Processing System), Future trends in high performance processors.

### **TEXT BOOKS**

1. Microcomputer System-The 8086/8088 Family, Architecture, Programming & Design - Y. U. Cheng Liu & A. Gibson, PHI.
2. Microprocessor & Interfacing - Douglas V. Hall, Tata McGrawHill.
3. The Intel Microprocessor - Barry & Barry, PHI
4. Advance microprocessors and peripheral - Roy and Bhurchandi, PHI
5. Computer Organisation & Architecture - William Stallings, Pearson
6. The Intel Microprocessors 8086/8088, 80186/80187, 80286, 80386. 80486.
7. Pentium Processors - Architecture, Programming and interfacing, PHI, B.B. Brey

### **ELT 302 Paper 2-Data Communication, Mobile and Wireless Communication**

**Max. Marks: 80, Min. Marks: 16**

**1. Student should be allowed to use Non Programmable Scientific Calculator in Examination hall**

### **Unit I- Data Communication**

Data Signal, Signaling & Data Transmission Media, Communication Mode-Half Duplex/Full Duplex, Data Communication System-Synchronous/Asynchronous Transmission, Serial/Parallel Data, Switching & Multiplexing-Circuit Switching, Message Switching, Packet Switching, Network Topology-Bus/Star/Ring/Mesh Topology, LAN, OSI Reference Model, Network Protocol(TCP/IP).

---

Syllabus revised & approved by Board of Studies in Electronics on 5<sup>th</sup> Jan., 2019

### **Unit II- Introduction to Mobile and Wireless Devices**

Mobile and wireless devices, history, applications wireless transmission, frequencies for radio transmission, regulations, signals, antennas, signal propagation, multiplexing, modulation, wireless LANs and wireless WANs, spread spectrum, FHSS and DSSS spread spectrum technology, cellular systems, medium access control, specialized MAC.

### **Unit III- Telecommunications and Broadcast Systems**

GSM, mobile services, system architecture, GSM subsystems, GSM communication frame, localization and calling, handover, security, new data services, satellite systems applications, GEO, LEO, MEO, routing, localization, broadcast systems, cyclic repetition of data.

### **Unit IV- Wireless Networks and others 3G Technologies**

Wireless LAN, infrared v/s radio transmission, infrastructure and adhoc networks, IEEE 802.11, architecture (details of protocol not required), DFWMAC schemes, MAC frames, MAC management, roaming, HIPERLAN (just basics, frame and protocol details not required), Bluetooth, applications, physical layer, modes MAC layer, packet format, networking security, link management, brief discussions (frame details and protocols not required) on GPRS, DECT, TETRA, UMTS, IMT-2000, CDPD.

### **Unit V- Mobile Network and Transport Layers**

Mobile network layer, requirements, entities, IP packet delivery, agent advertisement and discovery, registration, encapsulation and tunneling, optimization, messages, reverse tunneling, IPv6, DHCP, Mobile IP, DHCP, ad-hoc networks, mobile transport layer, traditional TCP, indirect TCP, snooping TCP, mobile TCP, fast transmit/fast recovery, transmission/time out freezing, selective retransmission, transaction oriented TCP.

### **TEXT BOOKS**

1. Data Communication & Networking - Behrouz A Foruzon.
2. Wireless communications and networking" William Stallings, PHI
3. Data and Computer Communications – By William Stallings., 7<sup>th</sup> Ed., PHI
4. Mobile communications"-by Johan schiller, PEA, 2nd ED
5. Mobile and personal communications systems and services" Rajpandya, PHI
6. Computer Networks - Tanenbaum, PHI.
- 7 Data Communications and Distributed Networks, 3rd ed. Black PHI
- 8 Computer Networks: Protocols, Standards and Interfaces, 2nd ed. Black PHI

---

Syllabus revised & approved by Board of Studies in Electronics on 5<sup>th</sup> Jan., 2019

## **ELT 303 Photonics**

**[The students may either choose Paper III Photonics or Optional Paper III Instrumentation and Measurement.]**

**Max. Marks: 80, Min. Marks: 16**

**Student should be allowed to use Programmable Scientific Calculator in Examination hall**

### **Unit I- Optical Radiation**

Theory of Light, Light as Electromagnetic wave, Polarization of Light, Principle of superposition, Interference, Diffraction, Scattering, Photon nature of light, Light wave in homogeneous medium, Plane Electromagnetic Wave, Maxwell's Wave equation and Diverging Waves.

### **Unit II - Radiometry & Photometry**

Photometry and radiometry-quantities and units, colourimetry- chromaticity coordinates UCS diagrams, colour temperature, visual basis of colourimetry, Human eye and color deficiency, color vision model, Radiant Power & Radiant Energy, Units of Light, Units related to transmitter and receiver, Lambert Law, Fresnel's Equations, Amplitude, Reflection and Transmission Coefficient,

### **Unit III - Photovoltaic Devices**

Introduction, Solar Energy Spectrum, Photovoltaic Device Principles, p-n junction Photovoltaic I-V Characteristics, Solar Cell parameters, Series resistance & equivalent circuit, Homojunction Solar Cells, Heterojunction Solar Cells, Thin Film Solar Cells, Material requirements

### **Unit IV- Non Linear Optical processes**

Introduction, Second Harmonic Generation, susceptibility tensor, phase matching, propagation of EMW through second order nonlinear media, experimental technique in study second order non linearity Self Focussing and Defocussing, Optical Parametric Interactions, Chirped pulse amplifier, parametric oscillations, Optical Mixing, Four Wave Mixing, Multiphoton Absorption.

### **Unit V -Advances in Photonics**

Raman Scattering, Photorefractive effect, Optogalvanic effect, Photothermal Deflection effect, Photorefraction in diffusing medium, Squeezed state, Optical Solitons, Optical Bistability, Optical interconnect, Photonic switches, Optical Computers, Ultrafast phenomena

---

Syllabus revised & approved by Board of Studies in Electronics on 5<sup>th</sup> Jan., 2019

### **TEXT BOOKS**

1. Optical Electronics - Ghatak Thyagarajan, University Press
2. Optoelectronics An Introduction: Wilson & Hawkes PHI
3. Optoelectronics & Photonics S.O.Kasap, Pearson
4. Optoelectronics Devices & Systems - S.C. Gupta, PHI Publication
5. Photonics Sasi Kumar PHI

### **Optional Paper –3 Instrumentation and Measurement**

**Max. Marks: 80, Min. Marks: 16**

**1. Student should be allowed to use Non Programmable Scientific Calculator in Examination hall**

#### **Unit I-Concept of Measurement**

Basic concept of Measurement, Performance & Static Characteristics, Error in Measurement, Types of Errors-Gross, Systematic & Random, Dynamic Characteristics, Zero Order, First Order, & Second Order System, Real Time Element, Specification & Testing of Dynamic Response.

#### **Unit II- Transducers**

Fundamental Concept & Transducers Classification Resistance, Capacitance, inductance, Piezoelectric, Thermoelectric, Hall effect, Techogenerator, Optical & Digital Transducers, Measurement of Displacement, Velocity, Acceleration, Force, Torque, Strain, Speed & Sound, Temperature, Pressure, Flow, Humidity, Thickness.

#### **Unit III- Instrumentation Electronics**

Instrumentation Amplifiers, Basic Characteristics, D.C. Amplifiers, Isolation Amplifiers, Feedback Transducers system, feedback Fundamentals, Inverse Transducers, Temperature Balance System.


**Signal Processing Circuits**-Phase Sensitive Detection, Absolute Value Circuit, Peak Detector, Sample & Hold Circuit, RMS Converter, Logarithmic Amplifier, Frequency to Voltage & Voltage to Frequency Converter, waveform Generators, Lock in Amplifiers, SMPS, UPS.

#### **Unit IV-Measuring Instruments**

**Measuring Instruments**- Measurement of R, L, C Bridge, Voltage, Current, Energy, Frequency/Time, Block diagram, working principle and procedure of operation of Digital Voltmeter, Digital Multimeters, Digital Frequency Meter, Q-Meter, Digital Storage Oscilloscope

---

Syllabus revised & approved by Board of Studies in Electronics on 5<sup>th</sup> Jan., 2019



Electrometer, Spectrum analyzers, Impedance analyzer, Network analyzers, Logic analyzer, Semiconductor parameter analyzer

### **Unit V-Biomedical Electronic Instrumentation and Measurements**

Introduction to biomedical instrumentation, sources of bioelectric potentials, electrodes-electrode theory, biopotential electrodes, biochemical transducers, cardiovascular measurements- electrocardiography, measurement of blood pressure, blood flow and heart sound, plethysmography, the elements of intensive care monitoring; calibration and reparability of patient monitoring equipment, pace makers.

#### **TEXT BOOKS**

1. Instrumentation Devices & Circuit System -Rangan,Sharma& Mani,
2. Transducers& Instrumentation -D.V.S.Murthi.PHI
3. Biomedical instrumentation and measurements – Leslie Cromwell, Fred J. Weibell, Erich A. Pfeiffer
4. Electronic Instrumentation - H. S. Kalsi, 2nd Edition, tata Mcgraw Hill
5. Electronic Instrumentation and Measurements Bell PHI

### **ELT 304 Paper 4- Power Electronics, Information Theory and Coding**

**Max. Marks: 80, Min. Marks: 16**

**1. Student should be allowed to use Non Programmable Scientific Calculator in Examination Hall**

#### **Unit I- Thyristors,Controlled Rectifiers and Commutation Techniques**

**Thyristors** – Thyristor Characteristics, Two- transistor model of Thyristor, Turn ON

and Turn OFF of Thyristor,  $di/dt$  protection,  $dv/dt$  protection, Type of Thyristors, Series operation and Parallel operation of Thyristors, Thyristor Firing Circuits, Unijunction Transistor. Controlled Rectifiers – Single Phase semiconverter with RL load, Single Phase full converter with RL load

**Thyristor Commutation Techniques** – Natural Commutation, Forced Commutation, Self Commutation, Complementary Commutation, External Pulse Commutation,

#### **Unit II- AC Voltage Controllers, DC Choppers and Inverters**

---

Syllabus revised & approved by Board of Studies in Electronics on 5<sup>th</sup> Jan., 2019

**AC Voltage Controllers** –Introduction, Principle of ON-OFF control, Principle of Phase control, Single Phase bi-directional controllers with inductive loads, Cycloconverters.

**C Choppers** – Principle of operation, Classification of Choppers – Class A, Class B, Class C, Class D and Class E Choppers.

**Inverters**–Introduction, classification of Invertors, Single phase, full bridge Voltage source inverter with RL load,

### **Unit III- Power Drives- DC Motor and AC Motor**

**DC Motor** – Basic Characteristics, Speed control of DC motors – Armature voltage, Armature Resistance and Field flux controls, Solid state speed control of DC motor – Single Phase half wave converter, Single phase full wave converter.

**AC Motor (Induction Motor)** – Construction & Principle, Speed control of Induction motor – Stator voltage, Stator frequency, Pole changing, Rotor resistance and Slip power recovery control, Basic Construction and principle of Stepper motor

### **Unit IV – Power conditioners:**

EMI/ RFI filter, CVT, Voltage regulators, Solid state regulators, UPS online & OFF line, reliability of UPS system. Batteries used for UPS, Important terms related to the UPS System & comparison of UPS system.

Applications of Power Electronics: Electronic ballast, Power factor correction, Induction heating, Dielectric heating.

**Unit V – Information Theory** :Introduction, Unit of Information, Entropy, Rate of Information, Joint Entropy and Conditional Entropy, Mutual Information, Channel Capacity-noise-free channel, symmetric channel, Binary Symmetric channel & cascaded channel, Shannon's Theorem, Continuous Channel, Capacity of a Gaussian Channel: Shannon Hartley Theorem, Bandwidth S/N Trade-off.

**Coding** – Introduction, Coding Efficiency, Shannon-Fano Coding, Huffman Coding, Error-Control Coding, Block Codes, Convolution Codes.

### **TEXT BOOKS**

1. Power Electronics - Muhammad H. Rashid, Prentice Hall of India, Second Edition, New Delhi
2. Power Electronics - A.K. Gupta & L.N. Singh, Dhanpat Rai Publishing Company, 1st Edition
3. Power Electronics - J. Asger, PHI Publication.
4. Communication System - R.P.Singh & S.D. Sapre TMH Analog and Digital
5. Power Electronics - R.M. Jalnekar & N.B. Pasalkar

---

Syllabus revised & approved by Board of Studies in Electronics on 5<sup>th</sup> Jan., 2019

6. Pspice Simulation of Power Electronic Circuits: Raymond Ramshaw
8. Communication Systems-Simon Haykin, John Wiley & sons, NY, 4th Edition
9. Information theory- F.M Reza, McGraw Hill
10. A Text book of Electrical Technology (Volume –II) - B. L. Thereja & A K Theraja, S Chand & Co. Ltd (2006)
11. Principles of Electrical Machines- V K Mehta & Mehta, S Chand & Co. Ltd (2006)
12. Electrical Machines – A Hussain, Dhanpat Rai & Co

**PT. RAVISHANKAR SHUKLA UNIVERSITY, RAIPUR**  
**SYLLABUS PRESCRIBED FOR THE EXAMINATION OF**  
**M. Sc. Electronics**  
**Semester-4**  
**(Jan-June 2021)**

**ELT 401 Paper 1 -Digital Signal Processing**

**Max. Marks: 80, Min. Marks: 16**

**1. Student should be allowed to use Non Programmable Scientific Calculator in Examination hall**

**Unit I- Discrete Time Signals, Systems and Z-Transform**



**Discrete Time Signals, Systems**-An introduction to analog signal processing, Discrete time signals & systems- discrete time signals (sequences), Linear shift, Invariant systems, Stability & Casuality, linear constant coefficient Differential equations, Frequency domain representation of discrete time systems & signals, Sampling of continuous time signals.

**Z-Transform**- Introduction, Z-transforms (of finite length sequences, Right sided, left

sided & two sided sequences) Inverse Z-transform, Z-transform theorems & properties – Region of convergence of rational Z-transform, Linearity, Shift of a

---

Syllabus revised & approved by Board of Studies in Electronics on 5<sup>th</sup> Jan., 2019

sequence, multiplication by an exponential sequence, Initial value theorem, Convolution of sequences, system functions.

#### **Unit II-Discrete Fourier Transform**

Discrete time fourier transform (DTFT), Representation of periodic sequence - Discrete Fourier series(DFS), Properties of the Discrete Fourier series- Linearity, Shift of a sequence, symmetry properties, periodic convolution; Fourier representation of finite duration sequences- The Discrete Fourier transform(DFT), Properties of discrete Fourier transform - Linearity, Circular shift of a sequence, Symmetry Properties, Circular convolution, Linear Convolution using the Discrete Fourier Transform.

#### **Unit III- Fast Fourier Transform and Network Structures**

Fast Fourier Transform (FFT), Inverse DFT, Radix FFT.

Signal Flow Graph Representation of Digital Network, Matrix Representation of digital

Networks, Basic network structures for IIR systems (Direct form, cascaded form, and parallel form) Transposed forms, Basic network structures for FIR systems (direct form, cascaded form).

#### **Unit IV- Digital IIR filter**

Digital filter design techniques- design of IIR digital filters from analog filters, impulse invariance, Bilinear Transformation, Design examples: Analog-Digital Transformation – Digital Butterworth Filters (impulse invariance, bilinear transformation), Digital Chebyshev filters (impulse invariance, bilinear transformation), Comparison of IIR and FIR Digital Filters.

#### **Unit V- Digital FIR filter**

Finite impulse response (FIR) Filter Design, Rectangular, Triangular, Hanning, Hamming, Blackman and Kaiser Window, Linear phase and Optimal Filter .

Application Digital Signal Processing-speech processing, speech analysis- short term Fourier analysis, cepstral analysis & linear predictive analysis, speech coding, channel vocoder

#### **TEXT BOOKS**

1. Digital Signal Processing - A.V. Oppenheim & Schafer. PHI
2. Discrete Time Signal Processing - A.V. Oppenheim & Schafer. PHI
3. Digital Signal Processing - Johny Jonson, Pearson PHI
4. Digital Signal Processing - Proakis
5. Digital Signal Processing -Vallavaraj, Salivahanan, Ghanapriya, THM

#### **ELT 402 Paper 2-Optical and Satellite Communication**

---

Syllabus revised & approved by Board of Studies in Electronics on 5<sup>th</sup> Jan., 2019

**Max. Marks: 80, Min. Marks: 16**

**1. Student should be allowed to use Non Programmable Scientific Calculator in Examination hall**

**Unit I-Optical Fibers** Optical fiber theory and applications, advantages and disadvantages, parameters and types of optical fibers, Propagation of light through optical fiber, single mode step index fiber, multimode step index fibers, multimode graded index fibers, Comparison of Three types of Optical fibers, Acceptance angle and acceptance cone, Numerical Aperture, construction of optical fiber cables,

**Transmission Characteristics of Optical Fiber:** Attenuation in Optical Fibers, loss mechanisms - absorption and Rayleigh scattering, Radiation losses, Wavelength dispersion, intermodal and intramodal, Bending losses, Coupling losses: misalignment and mismatch losses

#### **Unit II- Principle of Optical Communication**

Optical Fiber Communication System Block Diagram

**Optical sources:** Heterojunction LED, Edge emitting LEDs, Injection Laser LEDs

**Light Detectors:** PIN Diode and Avalanche Photodiode, Structure of In, GaAs APDs Characteristics of Light Detectors, Connector types and splices, Optical Fiber System Link Budget, Optical fiber manufacturing processes. Optical fiber testing and parameter (cut off

Wavelength, loss per unit length, numerical aperture, bending loss, connector/splice loss) measurement

#### **Unit III- Optical Fiber Communication Systems and Applications**


Typical Fiber Optic Communication System, Optical Transmitter, Optical Receiver, Optical Repeaters, Optical Amplifiers, semiconductor optical amplifiers, EDFA, Raman Amplifier. Basic idea of WDM and DWDM systems, System Architecture: Point to point link, Distributed Network, AN Fiber Optic Sensors in Health care, Optical Computing, Optical Logic Gates

#### **Unit IV-Satellite Communication - I**

Satellite Communication – Introduction, Kepler's laws, orbit, Power systems, Satellite Frequency Allocations and Band Spectrum, Elements of a Satellite Communication System, Active and Passive Satellites, Modem and Codec, Communication Satellite Link Design – General Link Design Equations, Effective Isolated Radiated Power (EIRP), System Noise Temperature, C/N and G/T ratio, Atmospheric and Ionosphere Effects on Link Design, Uplink Design, Complete

---

Syllabus revised & approved by Board of Studies in Electronics on 5<sup>th</sup> Jan., 2019



Link Design, Interference Effects on complete link design, Earth Station parameters.

#### **Unit V- Satellite Communication - II**

Satellite orbits – synchronous orbit, orbital parameters, Satellite location with respect to the earth, Look Angles, Earth coverage and Slant range. Satellite Transponder model, Satellite RF Front End, Satellite Carrier Processing, Antenna – Antenna parameters, Gain, Resistance, Bandwidth, Beam-width and polarization, Parabolic antenna, Application of Satellite Communication in Television - Direct Home Broadcast, Telephone services and Data Communication.

#### **TEXT BOOKS**

1. Optical Fiber Communication -G. Keiser, Mc. Graw Hill
2. Fiber Optics Communication -D. C. Agrawal
3. Satellite Communication -D.C. Agrawal, Khanna Pub.
4. Satellite Communication -R.M. Gagliardi
5. Fundamentals of Optical Fibre Communication: Satish Kumar PHI
6. Optical fibre and Laser Anuradha De New Age International Publishers
7. Optical Fiber Communication: V.S.Bagad Technical Publications
8. Optical Fiber Communications', John Senior: PHI.
- 9 Electronic communications, Roddy and Coolen, PHI, New Delhi,

#### **ELT 403 Paper 3- Automatic Control System and Artificial Neural Network**

**Max. Marks: 80, Min. Marks: 16**

1. Student should be allowed to use Non Programmable Scientific Calculator in Examination Hall
2. Special graph paper viz. Polar graph & Semi log graph papers should be provided to the students in the examination hall.

#### **Unit I - Fundamental of Control System**

Basic Definition, Classification of Control System, Open Loop & Closed loops System, Effect of feedback on System response, Impulse Response & Transfer Function, Block diagram, Block Diagram Reduction Techniques. Signal Flow Graph-Basic Definition in SFG, Rule for SFG, Properties of SFG, Masons Gain Formula.

#### **Unit II -Time Domain analysis and Stability of Linear Control System**

---

Syllabus revised & approved by Board of Studies in Electronics on 5<sup>th</sup> Jan., 2019

Time Response of Continuous Data system, test Signal ,Steady State Errors and error constants, Unit Step response, Time Domain specifications, time Response of first order System, Transient Response of Prototype second order System, effect of adding a zero to the system, Stability of Linear Control System-Absolute Stability, Relative Stability, Routh-Hurwitz Criterion-Ruth Tabulation, Special Cases.

### **Unit III- Frequency Domain Analysis and Frequency Response Plots**

**Frequency Domain Analysis** - Frequency Response of closed loop control System, Frequency Domain Specifications of prototype Second Order System, Nyquist Stability Criterion and plot, Root Loci- basic properties, Relative Stability-Gain Margin & Phase Margin, Correlation Between Time & Frequency response, Polar Plot, Bode Plot.

### **Unit IV-State Variable Analysis and Controllers**

**State Variable Analysis and Design** – Concept of state variables, state model, state

model for linear continuous time system, diagonalization, solution of state equations, concept of controllability and observability, PID Controller, Theory of lag, lead and lag-lead compensators.

### **Unit V- Artificial Neural Network**

**Introduction to ANS Technology**-Models of a neuron, neural networks, viewed as directed graph, feedback from neurons to ANS, **Learning and training**-Hebbian, memory based, competitive, error-correction and learning. **Assignment problem** supervised and unsupervised learning. **Network architectures-Single layered**- feed forward networks, multi-layered feed forward networks, Activation and Synaptic Dynamic. **Stability and convergence**- single layered perception - least mean square algorithm, multilayered perceptions - backpropagation algorithm

### **TEXT BOOKS**

1. Control systems Theory & Application - Samarajit Ghosh (Pearson Edu)
  2. Control System Engineering - B.C.Kuo(PHI)
  3. Control Systems Engineering - I.J. Nagrath, M. Gopal
  4. Artificial Neural networks - B. Yagna Narayan
  5. Neural Computing -Philips D. Wasserman
- Theory and practice -Vannostrand Reinhold

### **ELT 404 Paper 4 – Embedded Systems and Microcontrollers**

---

Syllabus revised & approved by Board of Studies in Electronics on 5<sup>th</sup> Jan., 2019

**Max. Marks: 80, Min. Marks: 16**

**1. Student should be allowed to use Non Programmable Scientific Calculator in Examination hall**

**Unit I- Introduction to Embedded systems:**

Introduction, Application Areas, Categories of embedded systems, Overview of embedded systems architecture, Specialties of embedded systems, challenges and issues in embedded software development Recent Trends, hardware architecture, Software architecture, Application software, Communication Software, core platform development, boot sequence, development/testing tools.

**UNIT – II**

**Introduction to Microcontrollers** – Microprocessors and Microcontrollers - Introduction to Intel 8051/8751/8031 Microcontrollers – Architecture, Internal diagram, Data memory, Interrupt Structure, I/O ports, Timer / counters, Serial ports and Registers, Addressing modes.

**Interfacing of Peripherals with 8051 Microcontroller** - Interfacing of EPROM's, RAM's, PPI 8255, Programmable Interval Timer -8253/54, Display/Key Board Controller - 8279, interfacing of 8 bit A/D and D/A converters.

**Unit III**

Instruction set, 8051 assembly language programming , internal structure of 8051, power resetting, built up RAM and ROM, I/O Programming and Addressing modes.

**Applications of 80C51 Microcontrollers** - Interfacing of LCD Modules, Stepper Motors. System Design with 89C51 to monitor frequency, voltage, displacement, Temperature, speed, traffic light control system with s/W development.

**UNIT – IV**

Counter and time details, counter and timer programming using 8051, interrupt programming, types of interrupt. Asynchronous serial communication, data programming, RS232 standard, RS422 standard, 1488 and 1489 standard, GPIB, max 232 driver, serial communication programming

**Unit - V**

**PIC Microcontrollers** – Introduction to PIC 16C6x/7x family microcontrollers, Architecture, Registers, Register File Structure, Addressing Modes, Instruction set. Interrupt

Structure, Timers, Counters, I/O Port Concepts, Peripheral Interfacing and Applications,

Features of RISC architectures, CISC and RISC architecture comparison, advantages of RISC, Power saving methods

---


Syllabus revised & approved by Board of Studies in Electronics on 5<sup>th</sup> Jan., 2019

**TEXT BOOKS**

1. 8051 Programming, Interfacing and Applications -K.J. Ayala, Penram Pub
2. 8051 Microcontroller and Embedded systems -Muhammad Ali Mazidi & Janice Gillispie mazidi
3. Embedded systems - Raj Kamal, TMH
4. Embedded/Real Time Systems – Dr.K.V.K.K.Prasad, dreamtech Press.
5. Design with PIC Microcontrollers – John B.Peatman, Pearson Education Asia
6. PIC Microcontrollers: An Introduction to Microelectronics, Martin P. Bates, Elsevier.

**BOOK FOR REFERENCE:**

1. Intel Embedded Microcontrollers and Processors Vol. I



**ELP 105 LAB COURSE "A"- ANALOG ELECTRONICS LAB**

**M.Sc. Electronics**

**July-Dec 2019**

**Semester I**

**Max. Marks: 100, Min. Marks: 20**

1. To study the Astable and Monostable Multivibrator using IC741.
2. To study the RC Phase Shift Oscillator by determining its frequency of oscillation and Compare calculated and observed frequency.
3. To study the Schmitt Trigger using transistor and IC7413 by observing the output Waveform.
4. To study the Colpitts Oscillator, determine its frequency of oscillation and compare the Calculated and observed frequency.
5. To study the Negative Feedback Amplifier by measuring closed loop gain and gain bandwidth product.
6. Verification of following network theorems (1) Superposition (2) Thevenin's (3) Norton's theorem.
7. To study and plot the MOSFET characteristics.
8. To study the Active Band pass filter and calculate its (1) Bandwidth: - Lower cutoff & upper cutoff frequency. (2) Quality factor.
9. Construct a Wein Bridge Oscillator and determine its frequency of oscillation and compare calculated and observed frequency.
10. To study the Active Low pass filter and to evaluate: -  
(1) Cutoff frequency, (2) Band pass gain, and (3) Plot the frequency response.
11. To study the Clipping circuits as positive and negative logic.
12. To study the Clamping circuits as positive and negative logic.
13. To Study the phototransistor characteristics.
14. To study the comparison of Schmitt trigger and phototransistor.
15. Verification of the Maximum Power Transfer theorem.

---

Syllabus revised & approved by Board of Studies in Electronics on 5<sup>th</sup> Jan., 2019



16. To study the characteristics of JFET (Junction field effect transistor) in common source configuration & evaluate— 1. AC drain resistance, 2. Amplification factor and 3. Drain Resistance.
17. To study the operation of Class B Amplifier.
18. To study the Z parameter of a passive Two Port Network.
19. To study the Op – Amp as voltage to current converter.
20. To study of characteristics of NPN transistor in common emitter configuration and evaluate— 1. Input resistance, 2. Output resistance and 3. Current gain.
21. To study the Active High pass filter and to evaluate:--  
(1) Low cutoff frequency, (2) Bandpass gain, and (3) Plot the frequency response.

Any other experiment of equal standard relevant to syllabus can also be set.

Note: -Students have to perform at least 15 experiments from the above list.

#### **Reference Books**

- 1 .Laboratory Experiments and PSPICE Simulations in Analog Electronics  
Maheshwari &  
Anand PHI
- 2 Laboratory Manual for Operational Amplifiers and Linear ICs, 2nd ed. Bell PHI
3. Student Reference Manual for Electronics Instrumentation Lab Wolf & Smith  
PHI
4. ELECTRONIC LAB PRIMER By B. Sasikala, S. Poorna Chandra S.Chand Pub

### **ELP 106 LAB COURSE "B"- DIGITAL ELECTRONICS LAB**

**M.Sc. Electronics**

**July -Dec 2019**

**Semester I**


**Max. Marks: 100, Min. Marks: 20**

#### **List of Experiments: -**

1. Verify the following Boolean expressions--

---

Syllabus revised & approved by Board of Studies in Electronics on 5<sup>th</sup> Jan., 2019



i)  $A + A'B = A + B$  ii)  $AB + AB' = A$

iii)  $AB + A'C + BC = AB + A'C$  iv)  $AB + A'C = (A + C)(A' + B)$ .

2. To study the operation of 4 bit binary full adder and subtractor (IC 7483) having input and

output carry bits. Add and subtract any two binary numbers of four bits.

3. To study the characteristics of C-MOS integrated circuits, verify the operation of C-MOS

Inverter/NAND gate ICs and study the voltage level of C-MOS for proper ON/OFF (logic 1 or logic 0) condition.

4. To study the interfacing of C-MOS to TTL IC's and vice-versa. Different TTL logic gates and

C-MOS logic gates with pull up resistance are provided for interfacing.

5. To study the master slave J-K flip-flop and verify truth table.

6. To study R-S/D/T flip-flops using NAND ICs and verify truth table.

7. To study the operation of shift register as serial in parallel and parallel in serial mode.

8. To study the operation of shift register as parallel in parallel and serial in serial mode.


9. To study write/read operation of digital data into semiconductor memory using IC 7489.

Store and retrieve some set of data. (RAM)

10. To study the operation and application of a modern LSI D/A converter.

Parallel binary Inputs from switches are applied to DAC, which in turn converts the binary number into a proportional output voltage.

11. To study the operation of modulo-n-counter as MOD 3 & MOD 4 and verify the Truth Table.



12. To study the operation of modulo-n-counter as MOD 8 & MOD 9 and verify the Truth Table.
13. To study the operation of a Presetable Divide by N Counter and verify its truth table.
14. To study the operation of Multiplexer IC having 16: 1 channels.
15. To study the operation of Demultiplexer IC having 1:16 channels and 4 select inputs.
16. To study the operation of BCD Up-Down Counter.
17. To study the operation of Memory programming with seven segment display.
18. To study the operation of comparison of JK flip-flops and verify the difference with

Timing diagram.

Any other experiment of equal standard relevant to syllabus can also be set.

**Note: -Students have to perform at least 15 experiments from the above list.**

**Books:**

1. Laboratory Manual for Operational Amplifiers and Linear ICs, 2nd ed. **Bell PHI**
2. Student Reference Manual for Electronics Instrumentation Lab Wolf & Smith **PHI**

### **ELP 205 LAB COURSE "C"- ANALOG AND DIGITAL COMMUNICATION LAB**

**M.Sc. Electronics**

**Jan-June 2020**

**Semester II**

**Max. Marks: 100, Min. Marks: 20**

List of Experiments: -

#### **Analog Communication**

1. To study the operation of balanced modulator DSBSC using IC 1496.

---

Syllabus revised & approved by Board of Studies in Electronics on 5<sup>th</sup> Jan., 2019



2. To study the phase modulation using IC 2206 and calculate the modulation index.
3. To study amplitude modulation and demodulation and construct an AM generator and a diode detector and observe its operations under various conditions.
4. To demonstrate (i) use of 4046 PLL as an FM modulator. (ii) Use of 4046 PLL IC as an FM demodulator.
5. To study the characteristics and testing methods of TT attenuators.
6. To study the Carrier Wave (CW) operation of Klystron tube and determine its operating frequency.
7. To study the Square Wave operation of Klystron tube and determine its operating frequency.
8. To study the modes of Klystron tube.
9. To determine the frequency and wavelength of rectangular waveguide, working on TE<sub>10</sub> mode.
10. To determine the standing wave ratio (SWR) of Klystron tube.
11. To determine the Reflection Coefficient of Klystron tube.

**Digital communication-**

1. Study of signal sampling and reconstruction techniques and to verify Nyquist criteria and tracing.
2. Study of PAM, PWM and PPM modulation and demodulation techniques.
3. Study of TDM pulse amplitude modulation and demodulation.
4. Study of pulse code modulation and demodulation techniques.

---

Syllabus revised & approved by Board of Studies in Electronics on 5<sup>th</sup> Jan., 2019



5. Study of delta and adaptive-delta modulation methods.
6. Study of Phase Shift Keying Modulation and Demodulation Technique.
7. Study of Amplitude Shift Keying Modulation and Demodulation Technique.
8. Study of Frequency Division Multiplexing and Demultiplexing

Any other experiment of equal standard relevant to syllabus can also be set.

**Note: -Students have to perform at least 10 experiments from the above list.**

**Books: Laboratory Experiments and PSPICE Simulations in Analog Electronics Maheshwari & Anand PHI**

**ELP 206 LAB COURSE "D"- 8085 MICROPROCESSOR PROGRAMMING,  
STUDY CARDS AND INTERFACING LAB**

**M.Sc. Electronics**

**Jan-June 2020**

**Semester II**

**Max. Marks: 100, Min. Marks: 20**

**List of Experiments:-**

1. Program of 8085 to add 8-bit numbers from memory & display result to C060H memory location & carry in C061 H.
2. Program of 8085 to transfer the data of 16 consecutive locations into other 16  
Consecutive locations in forward order and vice versa
3. Program of 8085 to search the memory location that contained 05 H data in a string of  
length of 16 byte and display it to memory location to C060 H.
4. Program of 8085 to search number of 05 H data in a string of length of 16 byte and  
display it to memory location to C060 H.
5. Program of 8085 to multiply two 8-bit numbers.

---

Syllabus revised & approved by Board of Studies in Electronics on 5<sup>th</sup> Jan., 2019


6. Program of 8085 to divide two 8-bit numbers.
7. Program of 8085 to solve a Boolean Equation which rep. Combinational logic as follows:-  

$$X = A' (B+C). D' + A.B. (D+C), A.B.C. \text{ \& } D \text{ are four independent variables.}$$
8. Program of 8085 to convert BCD into its equivalent binary number.
9. Program of 8085 to convert Binary number into its equivalent unpacked BCD number.
10. Program of 8085 to count the number of Zeros, positive and negative number in a series  
of 16 bytes.
11. Program of 8085 to convert Binary number into its equivalent ASCII number.
12. Program of 8085 to convert ASCII into its equivalent binary number.
13. Program of 8085 to find the largest and smallest number in a data array.
14. Program of 8085 to arrange the data array in ascending and descending order.
15. Program of 8085 to add a series of data of 16 consecutive memory location and display  
the result in C060 H and carry in C061 H memory location using subroutine.
16. Program of 8085 to subtract two 8-bit data from memory location using 2's complement  
method and display the result in C060 H and borrow in C061 H.

**Note: -Students have to perform at least 15 Programs of 8085 from the above list.**

**\* STUDY OF 8255 CARD \***


1. Program 8255 in mode-O; i.e. simplex I/O mode Program Port-A, Port-B, Port-C in O/P  
mode, transmit data from keyboard to all the ports.



2. Repeat program no.(1), with all ports in I/P mode. Store data to M.P.U.'s registers
3. Program 8255 in B.S.R. mode. Set port-C in O/P mode Using appropriate delay set/reset PC.
4. Program 8255 in mode-1; i.e. strobe I/O mode Program Port-A, Port-B is in mode-1 and Port-A is in O/P mode and Port-B is in I/P mode and Port-C is used in control signal.
5. Program 8255 in mode 0 i.e. simple I/O mode. Program Port A in I/P mode and Port B in output mode.
6. Program 8255 in mode 0 i.e. simple I/O mode/ Program Port B in I/P mode and Port A in output mode.
7. Program 8255 in mode 0 i.e. simple I/O mode. Program Port A in I/P mode, Port B in input mode. Read data from Port A&B, add it & display

**\* STUDY OF 8253 CARD \***

8. Program 8253 in mode-0 i.e. interrupts on terminal count. Select counter c; Read/load lower 8-bits & then higher bits. Draw and explain the function of Gate, Out & Clock Signals.
9. Program 8253 in mode 1. Draw and explain the function of GATE, OUT and CLOCK Signals.



10. Program 8253 in mode 2. Draw and explain the function of GATE OUT and CLOCK

Signals.

11. Program 8253 in mode 3 to generate square wave. Draw and explain the function of

GATE, OUT and CLOCK Signals.

**\* STUDY OF LBDR CARD \***

12. Study of Buffer IC-74L8245 on L.B.D.R. Card using 8085 M.P.U. kit.

13. Study of Latch IC-74L8245 on L.B.D.R. Card using 8085 M.P.U. kit.

14. Study of LBDR as 2 & 4 decoder.

15. To access memory locations (RAM) specified by generation control signals on L.B.D.R.

card using 8085 M.P.U.

**\* STUDY OF 8259 CARD \***

16. Study of master 8259 in stand-alone mode. Generate and interrupt request-using 8259

and display the respective interrupt in address field.


17. Study of 8259 in cascaded mode i.e. in 8259 as master and the other as slave. Generate

an interrupt request using 8259 and display the respective interrupt in address field.

**\* STUDY OF 8251 CARD \***

18. Interface 8251 with 8085 M.P.U. and program it in asynchronous transmitter mode, use

8251 Group A.



19. Interface 8251 with 8085 M.P.U. and program it in asynchronous receiver mode, use

8251 Group A.

20. Interface 8251 with 8085 M.P.U. and program it in synchronous transmitter mode, use

8251 Group A.

21. Interface 8251 with 8085 M.P.U. and program 8251 Group A is in synchronous

transmitter mode and 8251 B is in synchronous receiver mode.

**\*STUDY OF 8237/57 CARD \***

22. Interface 8237 IC with 8085 M.P.U. memory to I/O transfer (Read Mode)

23. Interface 8237 IC with 8085 M.P.U. and Study memory to I/O transfer in block transfer

mode (write mode).

24. Interface 8237 IC with 8085 M.P.U. and study I/O to memory transfer in single transfer

mode (write mode)

25. Interface 8237 IC with 8085 M.P.U. and study I/O to memory transfer. In this mode data

stored at 4150H to 415AH

**Note: -Students have to perform at least 5 Study Cards from the above list. PIO Card**

**\*STUDY OF DAC CARDS \***

26. Program to demonstrate DAC as positive going staircase (or ramp) generator.


27. Program to demonstrate DAC as triangular wave generator.

28. Program to demonstrate DAC as exponential binary staircase generator.

29. Program to demonstrate DAC as R-C charging and discharging waveform.

---

Syllabus revised & approved by Board of Studies in Electronics on 5<sup>th</sup> Jan., 2019



**\*STUDY OF DYNA THUMBWHEEL CARDS \***

30. To study interfacing of Thumbwheel with microprocessor based system as Dyna-85.

**\*STUDY OF SERIAL DISPLAY INTERFACE CARDS \***

31. To study interfacing of Serial Display Interface Card with microprocessor based system  
as Dyna-85.

**Note: -Students have to perform at least 2 PIO Cards from the above list**

Any other experiment of equal standard relevant to syllabus can also be set.

**ELP 305 LAB COURSE "E"- OPTICAL ELECTRONICS AND PHOTONICS  
M.Sc Electronics  
July-Dec 2020  
Semester III**


**Max. Marks: 100, Min. Marks: 20**

**List of Experiments: -**

- 1- To calculate the diameter of a pinhole using Laser.
- 2- To observe the diffraction pattern and calculate the slit width using single slit.
- 3- To determine the Grating pitch of transmission Grating.
- 4- To study the output characteristic of Phototransistor.
- 5- To study the I-V characteristic of Photodiode.
- 6- To study the I-V characteristic of LED.

---

Syllabus revised & approved by Board of Studies in Electronics on 5<sup>th</sup> Jan., 2019



- 7- To determine the I-V characteristics of PV module with varying radiation and temperature level.
- 8- To determine the P-V characteristics of PV module with varying radiation and temperature level.
- 9- To determine the I-V and P-V characteristics of series combination of PV module.
- 10- To determine the I-V and P-V characteristics of parallel combination of PV module.
- 11- To show the effect of variation in tilt angle on PV module power.
- 12- To study the V-I characteristics of DIAC with positive and negative biasing.
- 13- To study the Optical transducer in Optically Controlled Switching System.
- 14 To study the Optical transducer characteristics of photovoltaic cell.
- 15- To study the Optical transducer characteristics of photoconductive cell.
- 16- To study the Optical transducer characteristics of filament Lamp.
- 17- To study the characteristics of phototransistor.
- 18- To study the characteristics of PIN photodiode.

#### **For Optional Paper Instrumentation Lab**

##### **Transducer control system Trainer kit**

1. To study the characteristics of a 3 wire RTD and to observe the change in resistance as  
Temperature increases (Wheatstone bridge).
2. To study the application of 2 wire RTD in a potentiometer circuit.
3. To study the application of 3 wires RTD in a Wheatstone bridge circuit.
4. To study the characteristics of thermocouple and observe the change in output voltage  
with the change in temperature.
5. To study semiconductor diode as a temperature sensor.

---

Syllabus revised & approved by Board of Studies in Electronics on 5<sup>th</sup> Jan., 2019





6. To study transistor as a temperature sensor.
7. To study the application of thermistor in a DC wheatstones bridge circuit.
8. To study the application of thermistor in a non- inverting Op – Amp circuit.

#### **Thyristor Application trainer :**

1. To study & plot the SCR characteristics.
2. To study & plot the UJT characteristics.
3. To study & plot the DIAC characteristics.
4. To study & plot the TRIAC characteristics.

#### **Virtual Instrumentation Using National Instrument LabView Software**

1. Design a Virtual Instrument of Half adder digital circuit using LabView.
2. Design a Virtual Instrument of Full adder digital circuit using LabView.
3. Design a Virtual Instrument of Half subtractor digital circuit using LabView.
4. Design a Virtual Instrument of Full subtractor digital circuit using LabView.
5. Design a Virtual Instrument. to find maximum & minimum amplitude of given waveform using LabView.
6. Design a Virtual Instrument to convert Analog waveform to Digital waveform using LabView.
7. Design a Virtual Instrument to generate multitone waveform (sine & square) using LabView.
8. Design a Virtual Instrument to convert Celcius into equivalent Fahrenheit using LabView.



**ELP 306 LAB Course "F"- 8086 MICROPROCESSOR PROGRAMMING  
INTERFACING AND "C" PROGRAMMING LAB**

**M.Sc Electronics  
July-Dec 2020  
Semester III**

**Max. Marks: 100, Min. Marks: 20**

**List of Experiments:-**

**8086 ASSEMBLY LANGUAGE PROGRAMMING**

1. Write a program to transfer an 8-bit data from register to C060H memory location.
2. Write a program to transfer an 16-bit data from register to C060H memory location.
3. Write a program to add two 8-bit data and result is stored in C060H.
4. Write a program to add two 16-bit data and result is stored in C060H.
5. Write a program to subtract two 8-bit data and result is stored in C060H.
6. Write a program to subtract two 16-bit data and result is stored in C060H.
7. Write a program to multiply two 8-bit data and result is stored in C060H.
8. Write a program to multiply two 16-bit data and result is stored in C060H.
9. Write a program to divide 16-bit data by 8-bit and result is stored in C060H.
10. Write a program to divide 32-bit data by 16-bit and result is stored in C060H.

**\* STUDY OF 8255 CARD \***

Study the Interfacing of 8255 Study card with 8086 Microprocessor.

**\* STUDY OF 8259 CARD \***

Study the Interfacing of 8259 Study card with 8086 Microprocessor.

---

Syllabus revised & approved by Board of Studies in Electronics on 5<sup>th</sup> Jan., 2019



### List of C Programming

1. Write a program to calculate the roots of quadratic equation  $Ax^2+Bx+C=0$ .
2. Write a program to calculate the average of a set of n numbers including zero and negative numbers.
3. Write a program to sort an array element in ascending order using bubble sort technique.
4. Write a program to sort an array element in descending order using bubble sort technique.
5. Write a program to plot a  $\sin(X)$ .
6. Write a program to read and print a single dimension array A and B each having 10 elements write a program that prints out an array C having elements, which are sum of the elements of array A and B.
7. Write a program to find a row sum and column sum of a given matrix and built a new matrix with the help of row sum and column sum and previous matrix.
8. Write a program to read and print two-dimensional matrix of order nxm. Find the sum of diagonals.
9. Write a program that calculate and prints out the maximum and minimum of array.
10. Write a program for sorting names in alphabetical order.
11. Write a program to plot an exponential series.
12. Write a program to print the terms in the exponential series, till the term is equal to 0.00001 also compute the exponential series of x,  
$$e^x = 1 + x + \frac{x^2}{2!} + \frac{x^3}{3!} + \dots + 0.00001.$$
13. Write a program for matrix multiplication.
14. Write a program for matrix addition.

15. Write a program for the operation of (a) addition (b) subtraction (c) multiplication (d)

Division, using switch command

16. Write a program to find the factorial of a given number and Fibonacci series using switch

command

17. Write a program to find the sum of natural numbers using function

Any other experiment of equal standard relevant to syllabus can also be set

**ELP 405 LAB COURSE "G"- OPTICAL COMMUNICATION AND 8051 PROGRAMMING LAB**

**M.Sc. Electronics**

**Jan-June 2021**

**Semester IV**

**Max. Marks: 100, Min. Marks: 20**

List of Experiments: -

**Fiber Optics Communication kit**

1. Study of setting up a fiber Optic Analog Link.
2. Study of setting up a fiber Optic Digital Link.
3. Study of Losses in Optical Fiber.
4. Measurement of Numerical aperture of a optical fiber.
5. Study of Manchester Coding & Decoding of optical signal.
6. Study of Time Division Demultiplexing through fiber optic link -B .
7. Measurement of Bit Error Rate of an optical signal through fiber optic link -B.
8. Study of Eye Pattern of fiber through fiber optic link -B.
9. Forming PC to PC Communication Link using Optical Fiber & RS-232Interface.


**8051 Programming: -**

Any 10 Basic programming in 8051 Microcontroller

**General Programming Practical of 8051**

---

Syllabus revised & approved by Board of Studies in Electronics on 5<sup>th</sup> Jan., 2019





1. Write a program to find the addition of two 8- Bit Numbers.
2. Write a Program to subtract Two 8 – Bit Numbers.
3. Write a Program to find Multiplication of Two 8- Bit Numbers.
4. Write a Program to find Division of Two 8- Bit Numbers.
5. Write a Program to find the Factorial of a given numbers.
6. Write a Program to transfer the Data block in Forward order.
7. Write a Program to transfer Data Block in Reverse order.
8. Write a Program to find Addition of Series of numbers.
9. Write a program for searching no. of (05H) in a given Memory Location.
10. Write a Program to find out no. of Even & Odd no. in a given Data Series.
11. Write a Program to count Zero, Positive, Negative no. in a given Data Series.
12. Write a program to count the numbers which are divisible by 3 in a given Data Series
13. Write a Program to find the largest number in a given Data Series.
14. Write a Program to find the smallest number in a given Data Series.
15. Write a Program to arrange the Data in ascending order.
16. Write a Program to arrange the Data in descending order.
17. Write a program to convert Binary Number to BCD Number.
18. Write a program to convert Binary Number to ASCII Number

#### **Interfacing Practical of 8051**

1. To Study & Analyze the Interfacing of 16×2 LCD.
2. To Study & Analyze the Interfacing of 5×7 LED Matrix.
3. To Study & Analyze the Interfacing of Seven Segment Display.
4. To Study & Analyze the Interfacing of ADC & DAC Module.
5. To Study & Analyze the Interfacing of DC Motor.
6. To Study & Analyze the Interfacing of Stepper Motor.
7. To Study & Analyze the Interfacing of LEDs.

---

Syllabus revised & approved by Board of Studies in Electronics on 5<sup>th</sup> Jan., 2019

Any other experiment of equal standard relevant to syllabus can also be set.

## **ELP 406 Project & Seminar**

**Max. Marks: 100, Min. Marks: 20**

### **Project**

This course provides quality education to students on professional grounds. Apart from classroom lectures and Practical's, the students are also required to undertake a project in the fourth semester. This provides them with an opportunity to interact with the industry. Seminars are organized where eminent professionals from various organizations are invited.

Execution and documentation of a project on a specific topic with one of the following aspects

- o Part of ongoing research projects in the department
- o Developmental work related to industry requirements
- o State of the art new technological studies
- o Theoretical and experimental studies
- o Development of prototypes in the finished product form
- o Technical Writing and Project Documentation
- o Presentation and Appreciation.

### **Seminar**

Each student shall present a seminar in the Fourth semester on a topic relevant to Electronics for about 30 minutes. The topic should not be a replica of what is contained in the syllabus. The topic shall be approved by the Seminar Evaluation Committee of the Department. The committee shall evaluate the presentation of students. A seminar report in the prescribed form shall be submitted to the department after the approval from the committee.

The topics of current relevance covering following aspects should be chosen

- o Collection of reference material
- o Assimilation of concepts and preparing document
- o Communication skills
- o Presentation styles and use of projection aids
- o Appraisal and evaluation of delivered seminars



**SCHEME OF EXAMINATION, COURSE STRUCTURE  
& SYLLABUS**

**M.Tech. in Optoelectronics & Laser  
Technology**



**FACULTY OF SCIENCE**

**Approved by Joint Board of Studies in  
Electronics & Physics on 18<sup>th</sup> Jan., 2019**

**EFFECTIVE FROM ACADEMIC SESSION**

**JULY – 2019**

**Joint Program of  
School of Studies in  
Electronics and Photonics  
&  
School of Studies in  
Physics and Astro-Physics**

**Pt. Ravishankar Shukla University  
Raipur (C.G.) 492010  
WEBSITE: [www.prsu.ac.in](http://www.prsu.ac.in)**

**PT. RAVISHANKAR SHUKLA UNIVERSITY, RAIPUR (C.G.)**

School of Studies in Electronics and Photonics &

School of Studies in Physics and Astro-Physics

**SCHEME & SYLLABUS**

**M. Tech in Optoelectronics and Laser Technology  
(UGC & AICTE Approved)**

**SESSION – 2019-2021**

The Master of Science (MS) program in Photonics is designed to prepare students for technically demanding careers in industry as well as for post-master's graduate studies in photonics or related fields. It requires students to build depth in a photonics specialization selected from areas such as lasers and applications, photonics materials and devices, and fiber optics and optical communications. It has a practicum requirement that is satisfied by doing a Minor Project and Industrial training and taking two project-intensive courses Dissertation Phase –I and Phase-II.

The main goal of the master degree program is to prepare professionals with a high level of expertise in cutting-edge photonics technologies and being able to innovate using them, with a practical vision, providing sustainable solutions in different environments, having the proper tools to get involved in an industry demanding experts on those technologies, for creating starts-up or researching in that field.


Optoelectronics & Laser Technology is a highly interdisciplinary Masters programme concerned with fundamental physics of light and optical components as well as a wide range of applications which are essential to our high-tech society, for example our ability to communicate using IT technology.

The field of photonics covers all technical applications of light over the entire spectrum from ultraviolet through visible to near, mid, and far infrared light—and from lasers in CD players through the development of new, energy-saving light sources to integrated light wave circuits and optical fibers. Moreover, photonics plays an increasing role in biology and medicine, for instance in connection with food control or medical therapy, measurement methods for efficiency improvement of wind farms, and technologies capable of measuring the efficiency of combustion processes or carbon dioxide levels in the atmosphere.

This master program aims at giving an extensive two-year teaching program from

**Revised and approved by Joint Board of Studies in Electronics & Physics on 18<sup>th</sup> Jan., 2019-**

Page 2


The bottom of the page contains several handwritten signatures and dates in blue ink. From left to right, there is a signature, a date '18/01/2019', another signature, a date '18/01/19', a signature 'Lameli', a circled 'N', and a signature 'MD' with the date '18/01/19'.

fundamentals to advanced research topics in Photonics and its interdisciplinary applications. Master students benefiting from this program will be able to work on today's new challenges in their academic or applied research carriers: understanding and control matter and optical phenomena at the ultimate nanometric scale, providing new imaging tools for the most complex biological processes from cells and tissues to clinical applications, bringing original tools in line with future optical devices.

It is worth-mentioning that in our country the number of postgraduate programmes on modern optics is a few, and in Chhattisgarh state, none of institutes and universities has M.Tech programme in Optoelectronics and Laser Technology. It is one of the programme in the country where Organic Electronics course was introduced after IIT, Kanpur This M.Tech. program is approved and supported by University Grants commission, New Delhi under its innovative Programme for Teaching and Research in Interdisciplinary and Emerging Areas and All India Council for Technical Education.

The interdisciplinary M. Tech Programme in Opto-Electronics and Laser Technology at PRSU, Raipur is offered jointly by S.O.S. in Electronics & Photonics and S.o.S. in Physics & Astro Physics, which has been running since 2008.. The main objective of the Programme is to generate trained professionals in the broad area of Opto-Electronics, Optical Communication and laser Technology with a strong background of engineering and science. Students who graduated in earlier batches are immensely contributing to growth of various industries and R&D organizations involved in the area of telecommunication, optical communication & networks, semiconductor technology, fiber integrated optics, Opto-Electronics, software etc.

Pt. Ravishankar Shukla University is one of the few Universities/ Institutions in India that have facilities for R & D activities and man Power training in Photonics and related areas. The department have collaboration with premier R & D institutes of national importance and students have an opportunity for one year project at BARC, Mumbai, RRCAT- Indore, CSIO- Chandigarh, CEERI -Pilani, IIT Mumbai, ISRO, RRI -Bangalore, PRL- Ahmadabad, IICT Hyderabad, , Raman Research Institute, Bangalore NPL New Delhi and other research centers of National & International reputation. They are getting placement in multinational companies, Industries, Academics and other private and Govt. Organizations.

The bottom of the page contains several handwritten signatures and dates. From left to right, there is a signature, followed by '10th Jan', a signature, 'A. Singh', a signature, '18/01/2019', a circular stamp with 'NPL', and a signature with '18/01/19'.

## INDEX

No.	Contents	Page No.
1.	M. Tech. Course Structure	5
2.	M. Tech. Semester-I	7
3.	M. Tech. Semester-II	15
4.	Comprehensive Viva-Voci	26
5.	Semester – III & IV Project	27

---

Revised and approved by Joint Board of Studies in Electronics & Physics on 18<sup>th</sup> Jan., 2019-

Page 4

*[Handwritten signatures and dates]*  
18/01/2019

**PT. RAVISHANKAR SHUKLA UNIVERSITY, RAIPUR (C.G.)**

**SYLLABUS**

**M. Tech. in Optoelectronics and Laser Technology**

**SEMESTER – I**

**JULY – DECEMBER, 2018**

Course Code	Subject	Core/Elective	Marks			Credits
			Theory	Internal	Total	
OE-11	Modern Optics	C	80	20	100	4
OE-12	Laser Technology	C	80	20	100	4
OE-13	Optoelectronics	C	80	20	100	4
OE-14	Optical Communication	C	80	20	100	4
OE-15	Seminar	C	-	-	50	1
OE-16	Comprehensive Viva voce	C	-	-	Grade	
OE-17	Photonics Lab-I	C	External	Internal	150	3
			120	30		
OE-18	Quantum Optics	E	80	20	100	3
<b>Total for Semester-I</b>					700	23

Revised and approved by Joint Board of Studies in Electronics & Physics on 18<sup>th</sup> Jan., 2019-

Page 5

*Signature*  
*Asst. Prof.*  
*16/01/2019*  
*18/01/19*

## SEMESTER – II

JANUARY - JUNE, 2019

Course Code	Subject	Core/ Elective	Marks			Credits
			Theory	Internal	Total	
OE-21	Physics of Advanced Materials	C	80	20	100	4
OE-22	Fiber Optics & Laser Instrumentation and Solar Photovoltaic Technologies	C	80	20	100	4
OE-23	Optical Networks	C	80	20	100	4
OE-24	Advance Optical Communication	C	80	20	100	4
OE-25	Seminar		-	-	50	1
OE-26	Comprehensive Viva Voce		-	-	Grade	
OE-27	Photonics Lab-II	C	External	Internal	150	3
			120	30		
OE-28	Theory-V	E	80	20	100	3
<b>Total for Semester-II</b>					<b>700</b>	<b>23</b>

## Semester III JULY – DECEMBER, 2019

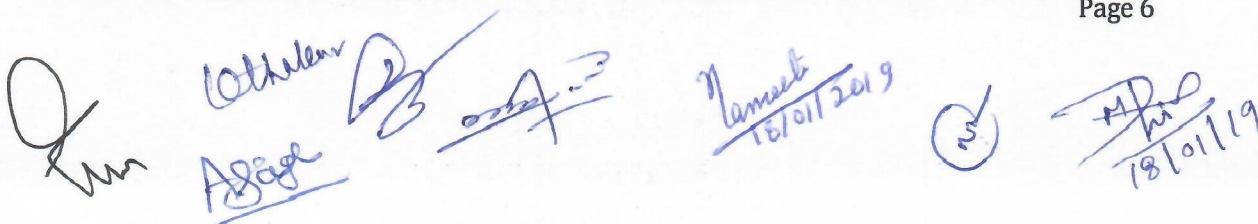
Course Code	Subject	Core/Elective	Marks	Credits
OE-32	Major Project Phase -I	C	400	18

## Semester IV

Course Code	Subject	Marks	Credits
OE-41	Major Project Phase -II	400	18
OE-42	Comprehensive Viva- Voce	GRADE	
<b>TOTAL CREDITS ALL SEMESTERS</b>		<b>2200</b>	<b>82</b>

Revised and approved by Joint Board of Studies in Electronics & Physics on 18<sup>th</sup> Jan., 2019-

Page 6


  
 18/01/2019

**PT. RAVISHANKAR SHUKLA UNIVERSITY, RAIPUR (C.G.)**  
**SYLLABUS**

**SEMESTER – I**  
**July-Dec. 2019**

**OE-11-MODERN OPTICS**

**Unit I**

Classification of optical processes, optical coefficients, complex refractive index and dielectric constant.

**Optical materials :** Crystalline insulators and semiconductor, glasses, metal, molecular materials, doped glass and insulator characteristics, Optical Physics in the Solid state, crystal symmetry, electronics bands, vibronic band, the density of state, delocalized states and collective excitation

**Light propagation:** Propagation of light in dense optical medium, Atomic oscillator, vibration oscillator, free electron oscillation, the Kramers – Kronig relationship, Dispersion, Optical anisotropy, birefringence. Matrix representation of polarization, Jones vector, Jones matrices, Jones calculus, orthogonal polarization. Reflection and refraction at a plane boundary, fresnel's equations.

**Unit II**

**Excitons :** Basic concept, free excitons in external electric and magnetic fields, Free Excitons at light densities, Frenkel excitons.

**Luminescence:** Light emission in solids, Interband luminescence, Direct and indirect gap materials, photoluminescence : Excitation and relaxation, degeneracy  
Photoluminescence spectroscopy.

**Electroluminescence:** General Principles of electroluminescence, light emitting diodes, diode laser.

**Unit III**

Electromagnetism in dielectrics, Electromagnetism fields and Maxwell equation.

Electromagnetism waves, Quantum theory of radiative absorption and emission. Einstein coefficients, Quantum transition rates, selection rules. Basic concept of phonons, Polaritons and polarons.

Laser Plasma Interaction: Basic concepts and two-fluid description of plasmas, electromagnetic wave propagation in plasmas.

---

Revised and approved by Joint Board of Studies in Electronics & Physics on 18<sup>th</sup> Jan., 2019-

Page 7

*[Handwritten signatures and dates at the bottom of the page]*

July-Dec. 2019

#### Unit IV

**Nonlinear optics :** Non linear optics : Physical origin of optical nonlinearities, Non resonant and resonant nonlinearities, second order nonlinearities, Non liner frequency mixing, Crystal symmetry, Phase matching, Third order non linear media. Harmonic generation, mixing and parametric effects. multiphonon processes Two-photon absorption, saturated absorption, Spectroscopy Rayleigh, and Raman scattering. Stimulated Raman effect, Hyper Raman effect, Coherent Antistoke Raman scattering Self-focusing and self-phase modulation. Self-induced transparency. Solitons.

#### Unit V

**Optical Design, Fourier Optics & Holography :** Revision of geometrical optics. Fourier transforms. impulse response transfer function. Scalar diffraction, spatial and temporal coherence.

**Holography:** Image forming systems, The wavefront reconstruction process: Inline hologram, the off axis hologram, Fourier hologram, the lens less Fourier hologram. The reconstructed image: Image of a point, image magnification, orthoscopic and pseudoscopic images, effect of source size and spectral bandwidth. Thin hologram, volume hologram, volume transmission hologram and volume refraction holograms. Materials for recording holograms, holograms for displays, colour holography, holographic optical elements. Holographic interferometry: Real time holographic interferometry, double exposure holographic interferometry image hologram, Image forming systems, coherent and incoherent imaging. Spatial filtering. Holography (Fresnel, Fraunhofer, Fourier). Holographic techniques and applications. Fourier transforming property of thin lens.

#### REFERENCE BOOKS

1. Optical Electronics, A. Yariv Saunders
2. Optical Electronics, Ghatak & Thyagarajan, Cambridge U.K. 3.Essentials of Optoelectronics, A. Rogers (Chapman Hall) 4.Optical Properties of Solids Mark Fox
3. Jasprit Singh, Semi conductor Optoelectronics, McGraw Hill, 1995
4. P. Hariharan, Optical holography, (Cambridge University Press, 1984)

*[Handwritten signatures and dates in blue ink:]*  
18/01/19  
18/01/2019  
18/01/19

July-Dec. 2019

## OE-12 -LASER TECHNOLOGY

### Unit I

#### Einstein Coefficients and Light Amplification

Introduction: The Einstein's coefficients, Quantum Theory for the Evaluation of the Transition Rates and Einstein Coefficients, Interaction with radiation having a broad spectrum, Introduction of a near monochromatic wave with an atom having a broad frequency response, More accurate solution for the two level system, Line broadening mechanisms, Saturation Behavior of homogeneously and homogeneously broadening transitions.

### Unit II

**Laser Rate Equations** : Introduction, The three Level System, The Four level System, Variation of Laser Power around Threshold, Optimum Output coupling. Laser spiking.

**Semi classical Theory of Laser**: Introduction, Cavity Modes, Polarization of cavity medium : First order & Higher order theory.

### Unit III

**Optical Resonators**: Introduction, modes of a rectangular cavity and the open planar resonator, The Quality factor, the ultimate line width of the laser, Transverse and longitudinal mode selection switching. Mode locking in Lasers Co focal Resonator system, Planar resonators, General Spherical Resonator.

Optical Pumping: Laser pumping requirement and techniques, Optical Pumping and Electrical discharge pumping. Introduction of Flash Lamp, Optically and diode pumped solid state lasers.

### Unit IV

#### Properties of Laser Beams and laser Structures

Coherence properties of Laser Light : Temporal Coherence, Spatial Coherence, Directionality

**Semiconductor**: Interaction of photons with electrons and holes in semiconductors. Optical joint density of states, Structure and properties, operating principle, Threshold condition, Power output.

**Heterojunction Laser**: Principle and structure, Losses in heterostructure laser, Heterostructure laser materials.

**Distributed feedback lasers**: Principle of working, Coupled mode theory.

Quantum well laser, Gain in quantum well lasers, Multiquantum well lasers, Strained quantum well laser, Vertical cavity surface emitting lasers.

---

Revised and approved by Joint Board of Studies in Electronics & Physics on 18<sup>th</sup> Jan., 2019-

Page 9

Atthabon  
ASage

16/01/2019

18/01/19

## Free Electron Lasers: Basic Concepts.

July-Dec. 2019

### Unit V

#### Types and Some important applications of laser:

Properties of solid state laser materials, Ruby, Nd:YAG lasers, Er:lasers, Ti: Sapphire laser, Excimer lasers. Gas dynamic CO<sub>2</sub> lasers, High Power Laser. Laser induced fusion: Introduction, The fusion process, laser energy requirements. The laser induced Fusion Reactors.

**Lasers in Science:** Harmonic Generation, Stimulated Raman Emission, Self-focusing, Lasers in Chemistry, Rotation of the Earth, Lasers in isotope Separation. Laser in light detection and ranging (LIDAR)

#### TEXT BOOKS

1. Lasers Theory and Applications : K. Thyagrajan and A.K. Ghatak, Macmillan Publication
2. Laser Fundamentals - Willaim T Selfvast, Cambridge Univ-Press, 2nd edn (2008). (Text)
3. Optical Electronics, Ghatak & Thyagarajan, Cambridge U.P. 0-521-31408-9
4. Essentials of Optoelectronic, A Rogers (Chapman Hall), 0-412-40890-2

#### REFERENCE BOOKS

1. Fowles G.R., Introduction to Modern Optics, 2<sup>nd</sup> Edition, Holt, Rienhart and Winston
2. Lasers and nonlinear optics, BB Laud, Wiley Eastern, 3rd edition (2004)
3. Optical Electronics – A Yariv (4th Ed. Saunders College Pub. (1991).
4. Principles of lasers - Svelto and DC Hanna, 4th edn, Plenum Press (1998)
5. Solid State Laser Engineering - Koechonar (Springer Verlag. 1991
6. Lasers, principles, types and applications-K R Nambiar, New Age International, Delhi (2004)
7. Free Electron Lasers by T.C. Marshall

*Qm* *Atthulam* *ASigra* *23* *18/01/2019* *MD* *18/01/19*

July-Dec. 2019

## OE-13- OPTOELECTRONICS

### Unit I

#### Optical process in Semiconductors

Electron hole pair formation and recombination, absorption in semiconductor, effect of electric field on Absorption, Franz-keldysh and stark effects, Absorption in Quantum wells and Quantum confined stark effect, relation between Absorption and emission spectra, Stokes shift in optical transition, Deep level transitions, Measurement of absorption and luminescence Spectra, Time resolved Photoluminescence.

### Unit II

**Materials Growth & Fabrication** Growth of optoelectronics materials by MBE, MOCVD, Plasma CVD, photochemical deposition. Epitaxy, interfaces and junctions (advantages/disadvantages of growth methods on interface quality, interdiffusion and doping. Quantum wells and band gap engineering

**Equipments for Thin Film Deposition:** Working principle of Vacuum Coating Unit , Spin Coating Unit, Dip coating unit, Basics of Ellipsometer and Spray pyrolysis apparatus and their specifications and features.

### Unit III

#### Organic Electronics

Molecular materials, Electronic state in conjugated molecules, Optical spectra of molecules, Electronic vibration transitions, the Franck Condon principle hydrocarbons, conjugated polymer, Conductivity and Mobility of nearly-free Charge Carriers, Charge Carriers in Organic Semiconductors: Polarons, Shallow Traps and Deep Traps, Generation of Charge Carriers and Charge Transport: Experimental Methods. The TOF Method: Gaussian Transport. Space-Charge Limited Currents. Band or Hopping Conductivity, Electric-field Dependence, Charge Transport in Disordered Organic Semiconductors. The Bassler Model

### Unit IV

#### Organic Optoelectronic Devices:

Organic Light-Emitting Diodes (OLEDs). The Principle of the OLED, Multilayer OLEDs. Structure, Fundamental processes Efficiency, Characterization of OLEDs

**Organic photovoltaic diodes (OPVDs):** Fundamental process, Exciton absorption, Exciton dissociation, Charge collection characterization of OPVDs, Relevant performance parameters.

---

Revised and approved by Joint Board of Studies in Electronics & Physics on 28<sup>th</sup> Dec, 2018

Page 11

*[Handwritten signatures and dates]*  
18/01/19

July-Dec. 2019

## Unit V

**Introduction to Semiconductor Device Simulation:** Need of Simulation, Process Simulation, Device Simulation device simulation sequence, hierarchy of transport models, DD Model, Relationship between various transport regimes and significant length-scales.

Numerical Solution Methods - finite difference scheme, discretization of Poisson's and current continuity equations.

### TEXT BOOKS

1. Organic Molecular Solids Markus Schwoerer (Author), Hans Christoph Wolf, Wiley-VCH; 1 edition (March 27, 2007)
2. Semiconductor Devices Modeling and Technology" by Nandita Das Gupta and Amitava Das Gupta, Prentice Hall of India Pvt.Ltd.
3. Computational Electronics :Dragica Vasileska and Stephen M. Goodnick, CRC Press
4. Semiconductor Optoelectronics Devices: Pallabh Bhattacharya. Pearson Education
5. Optical Electronics, A. Yariv Saunders.
6. Optical Electronics, Ghatak & Thyagarajan, Cambridge U.P. 0-521-31408-9
7. Essentials of Electronic & Optoelectronics properties of semiconductor, Jasprit Singh, Cambridge University Press

### REFERENCE BOOKS

1. Organic Electronics: Materials, Manufacturing, and Applications Hagen Klauk Wiley-VCH; 1 edition
2. Hand book of thin film technology, by L. I. Maissel and R. Glang
3. Thin film phenomena, By K. L. Chopra
4. Opto electronics -An introduction - J Wilson and J F B J is Hawkers.(Prentice-Hall India, 1996)
5. Optical fibre communication - J M Senior (Prentice Hall India ( 1994)
6. Optical fibre communication systems - J Gowar (Prentice Hall 1995)
7. Introduction to optical electronics - J Palais (Prentice Hall, 1988)
8. Semiconductor opto electronics - J asprit Singh (McGraW-Hill, Inc, 1995)
9. Fibre Optics and Opto-electronics, R P Khare (Oxford University Press, 2004)
10. Opto electronics-Thyagaraj an and Ghatak, Cambridge Uni, Press (1997)

*Handwritten signatures and dates:*  
- Signature: *Alsingh*  
- Signature: *18/01/2019*  
- Signature: *18/01/2019*  
- Signature: *18/01/2019*  
- Signature: *18/01/19*

July-Dec. 2019

## OE-14- OPTICAL COMMUNICATION

### Unit I

Need for fiber optic Communication, evolution of light wave systems and its components. Optical Fiber – their classification, essentials of electromagnetic theory – total internal reflection, Goos Hanchen shifts Dispersion in Single mode fiber, fiber losses, Non liner optical effects and polarization effect. Analysis of Optical fiber waveguides, electromagnetic mode. Theory for optical propagation attenuation and single distortion in optical waveguide. Characteristic equation of step-index fiber, modes and their cut-off frequencies, single-mode fibers, weakly guiding fibers, linearly polarized modes, power distribution. Graded-index fibers- WKB and other analysis, propagation constant, leaky modes, power profiles, dispersions – material, modal & waveguide, impulse response.

### Unit II

#### Physics and Technology of Optical Fiber

Passive photonic components: FO cables, Splices, Connectors, Couplers, Optical filter, Isolator, Circulator and Attenuator, switches.

**Fabrication of optical fibers:** MOCVD, OVD, VAD, PCVD; measurement of RI, attenuation. Etc. Fiber devices, fiber Bragg gratings, long period gratings, fiber amplifiers and lasers. Application of optical fibers in science, industry, medicine and defense.

### Unit III

Optical fiber systems, modulation schemes, Digital and analog fiber communication system, system design consideration, fiber choice, wavelength conversion, switching and cross connect Semiconductor Optical amplifier (SOA), characteristics, advantages and drawback of SOA, Raman amplifier, erbium doped fiber amplifier, gain and noise in EDFA, Brillouin fiber amplifier, wideband Hybrid amplifier, noise characteristic, amplifier spontaneous emission, noise amplifier, noise figure, Cumulative and effective noise figure, Noise impairments, amplifier applications.

### Unit IV

**Optical Transmitters and Receivers :** Basic concepts, Light emitting diodes, Semiconductor laser, characteristics, Transmitter design, Optical Receivers; Basic concepts, P-n and pin photo detector. Avalanche photo detector MSM photo detector, Receiver design, Receiver noise, Receiver sensitivity, Sensitivity degradation, performance.

Electro-optic effect, electro optic retardation. Phase and amplitude modulators, transverse electro optic modulators, Acousto-optic effect, Raman-Nath and Bragg regime, acousto-optic modulators, magneto optic effects.

---

Revised and approved by Joint Board of Studies in Electronics & Physics on 28<sup>th</sup> Dec, 2018

Page 13

*Handwritten signatures and dates:*  
10th Jan  
A. Singh  
18/01/2019  
18/01/2019  
18/01/19

July-Dec. 2019

## Unit V

### Optical Multiplexing Techniques

Wavelength division multiplexing (WDM): Multiplexing Technique, Topologies and architectures, Wavelength shifting and reverse, Switching WDM demultiplexer, optical Add/drop multiplexer. Dense wavelength division multiplexing (DWDM): System consideration, Multiplexer and demultiplexers, fiber amplifier for DWDM, SONET/SDH Transmission, Modulation formats, NRZ and RZ signaling, DPSK system modeling and impairments.

### OE-17- Photonics Lab- I

Experiments are to be performed in the Advance Photonics Laboratory of S. O.S. in Electronics Department.

#### L 1 Fiber Optics Lab:

1. Study of setting up a Optic Analog Link.
2. Study of setting up a fiber Optic Digital Link.
3. Study of Losses in Optical Fiber.
4. Measurement of Numerical aperture of a optical fiber.
5. Study of Manchester Coding & Decoding of optical Signal.
6. Study of Time Division Demultiplexing through fiber optic link – B.
7. Measurement of Bit Error Rate of an optical signal through fiber optic link – B.
8. Study of Eye Pattern of fiber through fiber optic link – B.
9. Forming PC to PC Communication Link-using Optical Fiber & RS – 232 Interface.

#### L 2 – Laser Lab:

1. Study of Diode Laser characteristic.
2. Construction of laser beam expander.
3. Measurement of screw parameter.
4. Measurement of electro-optic coefficient.
5. Magneto-optic effect (Faraday Rotation)
6. High voltage sensor based on electro-optic effect.
7. Molecular Weight Measurement.
8. Holography.

The students are required to perform 5 programs using MATLAB platform

## OE 18 Quantum Optics

### Unit-I

**Introduction: What is quantum optics, A brief history of quantum optics**

**Classical optics** Maxwell's equations and electromagnetic waves ,Electromagnetic fields ,Maxwell's equations ,Electromagnetic waves , Polarization , Diffraction and interference

### Unit-II

Formalism of quantum mechanics , The Schrödinger equation, Properties of wave functions m, Measurements and expectation values, the uncertainty principle, The Stern–Gerlach experiment ,The band theory of solids

### Unit III

**Radiative transitions in atoms, Einstein coefficients**, Radiative transition rates , Selection rules

**Photon statistics** : Introduction, Photon-counting statistics, Coherent light, Classification of light by photon statistics.

**Coherent states and squeezed light** , Light waves as classical harmonic oscillators , Light as a quantum harmonic oscillator , Coherent states , Squeezed states , Detection of squeezed light .

### Unit IV

Quantum information processing, Quantum cryptography, Classical cryptography , Basic principles of quantum cryptography Quantum key distribution according to the BB84 protocol , System errors and identity verification , Error correction , Identity verification , Practical demonstrations of quantum cryptography ,Quantum cryptography in optical fibres .

### Unit V

#### Quantum computing

Introduction , Quantum bits (qubits) ,The concept of qubit, Quantum logic gates and circuits , Preliminary concepts Single-qubit gates , Two-qubit gates , Practical implementations of qubit operations optical realization of some quantum gates.

#### Reference Books:

1. Quantum Optics by M. Fox, Oxford Master series in Atomic, Optical and Laser physics
2. Introductory Quantum Optics by C.C. Gerry and P.L. Knight, Cambridge University Press
3. Quantum Optics by M.O. Scully and M.S. Zubairy, Cambridge University Press
4. Quantum Theory of Light by R. Loudon, Oxford science publication

---

Revised and approved by Joint Board of Studies in Electronics & Physics on 28<sup>th</sup> Dec,2018

Page 15

*Asirge* *18/01/2019* *18/01/2019* *18/01/19*

**PT. RAVISHANKAR SHUKLA UNIVERSITY, RAIPUR (C.G.)**

**SYLLABUS**

**M. Tech in Optoelectronics and Laser Technology**

**SEMESTER – 2**

**JANUARY – JUNE, 2020**

**OE-21- PHYSICS OF ADVANCED MATERIALS**

**UNIT I**

**Nano Particles and Nano Structured Materials:**

**Properties of Individual Nano-Particle:** metal nanoparticles, geometric and electronic structure, magnetic clusters, Semiconductor nanoparticles, optical properties, rare gas and molecular clusters, methods of synthesis of nanoparticles. Carbon nanostructure, C60 carbon nanotube and application.

**Bulk nano structured materials:** Solid disordered nanostructures, methods of synthesis, properties, metal nano-cluster composite glasses, porous silicon; Nano structured crystals.

**UNIT II**

**Quantum Nanostructures and Nano-Machines/Devices:**

Quantum wells, wires and dots, preparation, size & dimensionality effects, excitons, single electron tunneling, applications of quantum nanostructure. Super conductivity. Self-assembly, process of self-assembly, semiconductor islands, monolayers. Catalysis, surface area of nanoparticles, porous, and colloidal materials.

**Nanomachines and Devices:** Microelectromechanical system (MEMSs), Nanoelectromechanical system (NEMSs), Photonic nano & micro circuits, nano and micro fluidics. Application of NEMS and MEMS in Rf, Microfluids, Optics, BioScience, and Precision Manufacturing.

**UNIT- III**

**Solid state lasers:** Material requirement for solid state lasers, Activator ions and centers, Material design parameters for semiconductor laser diode, choosing alloy composition and thickness, making ohmic contacts, Other III-V heterojunction laser materials. Introduction to organic laser. Material selection for light emitting diodes.

Electrical, Optical and Thermal properties of III-V and II-VI semiconductors required for optoelectronics devices for visible and IR range.

*Qun* *10/10/2019* *2* *18/10/2019* *18/10/2019* *18/10/2019*

## JANUARY – JUNE, 2020

Electroluminescent materials: Inorganic electroluminescence, AC powder EL, ACTFEL device, EL characteristics, EL excitation mechanism. Electroluminescence in Organic solids, Material useful for organic thin film EL devices, polymeric material for EL. LED Technologies for Light Emission and Displays. QLED.

### UNIT IV

**Characterization of Materials:** Introduction to emission and absorption spectroscopy: Nature of electromagnetic radiation, electromagnetic spectrum, atomic, molecular, vibrational and X-ray energy levels Basics of UV-VIS spectroscopy: Radiation sources, wavelength selection, Cells and sampling devices, Detectors, Basic ideal of IR spectrometry: Correlation of Infrared spectra with Molecular Structure.

Fundamental of X-ray diffraction, Powder diffraction method, Quantitative determination of phases; Structure analysis. EDAX, Lithography (top down and bottom up), Contact preparation of thin films for device fabrication.

Epitaxial thin film techniques : Liquid phase epitaxy, vapour phase epitaxy, Metal Organic chemical vapour deposition, Atomic layer epitaxy.

### UNIT V

**Experimental Techniques:** High resolution X ray diffraction, Double Crystal diffraction, Drift mobility and Hall mobility, Hall effect for Carrier density and Hall mobility, Photoluminescence (PL) and Excitation Photoluminescence (PLE) Optical pump probe experiments.

**Basic idea of Microscopic Techniques:** Optical microscope, Scanning Electron Microscope (SEM), Transmission Electron microscope (TEM), Atomic Force Microscopy (AFM), Scanning Tunneling Microscopy (STM), Thickness measurement – Gravimetric method, Basics of Ellipsometry: Optical parameter measurements (  $n$  and  $k$  ).

### TEXTS BOOKS


1. Nanotechnology by Charles P. Poole Jr. and Frank J. Owens (Wiley Inter. Science pub 2003).
2. Nanostructures and Nanomaterials – Synthesis properties and Applications by Guozhong Cao (Empirical College Press World Scientific Pub. 2004 ).
3. Physics of Semiconductor Devices by S. M. Sze(Wiley Int., 1981)
4. Instrumental methods of analysis, H. H. Willard, L. L. Merritt, J A Dean, F A Sellte, CBs Publishers New Delhi 1996.

### REFERENCE BOOKS

1. Scanning Electron Microscopy : Ootley

Revised and approved by Joint Board of Studies in Electronics & Physics on 28<sup>th</sup> Dec,2018

Page 17

The bottom of the page contains several handwritten signatures and dates. From left to right, there is a signature that appears to be 'Q', followed by 'D. K. Saha', 'AS Saha', a signature with '26' next to it, another signature, 'N. Lameek' with the date '18/01/2019', a circled 'N', and a signature with the date '18/01/19'.

2. Handbook of Electroluminescent Materials Ed. D. R. Vij Inst of Physics, Bristol and Philadelphia
3. Electronic and Optoelectronic properties of Semiconductor, Jaspreet Singh, Cambridge University Press
4. H. Baltes, O. Brand, Enabling Technology for MEMS and Nanodevices, Wiley, New York, 2004

**JANUARY – JUNE, 2020**

## **OE-22- FIBER OPTICS LASER INSTRUMENTATION AND SOLAR PHOTOVOLTAIC TECHNOLOGIES**

### **Unit I**

#### **OPTICAL FIBER AND THEIR PROPERTIES**

Principle of light propagation through a fiber – Different types of fiber and their properties – Fiber materials and their characteristics – Transmission characteristic of fibers – absorption losses – scattering losses – Dispersion – measurement of optical fibers – optical sources – Optical detectors. Dispersion shifted Fiber Technologies.

### **Unit II**

#### **FIBER OPTIC SENSORS IN MEASUREMENTS**

Fiber optic instrumentation system – Fiber optic sensors, Different types of modulators, Application in instrumentation, Interferometric method of length Measurement, Measurement of pressure, temperature, current, voltage, liquid level and strain. Magnetic and electric field sensors based on the characteristics like intensity, phase, polarization, frequency and wavelength of light wave, Plasmonic nano-sensors.

Laser Plasma Interaction: Basic concepts and two-fluid description of plasmas, electromagnetic wave propagation in plasmas.

### **Unit III**

#### **LASERS IN MEASUREMENTS AND TESTING**

Laser for measurement of distance, velocity, acceleration, current, voltage, and atmospheric effect, Laser application in Spatial Frequency filtering. surface topology & optical component testing, beam modulation telemetry, laser Doppler velocimetry, surface velocity measurement using speckle patterns, measurements of rate and rotation using laser gyroscope.

Holography: Basic principle, methods; Holographic interferometry and applications; Holography for non-destructive testing – Holographic components. The wavefront reconstruction process: Inline hologram, the off axis hologram, Fourier hologram, the lens less Fourier hologram, image hologram.

---

Revised and approved by Joint Board of Studies in Electronics & Physics on 28<sup>th</sup> Dec, 2018

Page 18

*Cellular*  
*Asigee*  
*16/01/2019*  
*18/01/19*

**JANUARY – JUNE, 2020**

**Unit IV**

**Lasers in Industry** – Laser material processing: Laser matter interactions, mode of coupling energy from beam to the material. CW and pulsed heating and the resulting effect. Thermal processing of materials with lasers, Application in material processing, Laser Welding, Hole Drilling, Laser cutting, Laser Tracking, heat treatment, glazing, alloying, cladding, hardening of surfaces, semiconductor annealing and trimming.

BioMedical Application of Lasers: Medical applications of lasers; laser and tissue interaction – Laser instrument of surgery. Laser light scattering, application in biomedicine. Light transport in tissue.

Photochemical, photothermal, photomechanical effects and their therapeutic applications. Optical imaging and diagnosis. Biomedical Instruments.

**Unit V**

**Solar Photovoltaic Technologies**

Generation of Photo voltage, Light Generated current,, I-V equation, Solar Cell Characteristics, parameters of solar cells, Relation of Voc and Eg

Design of solar cells: Upper limit of cell parameters, Losses in Solar Cell, Design for High Isc, Voc and FF Analytical Techniques: Solar Simulator-IV measurement, Quantum efficiency measurement, Minority carrier lifetime & diffusion length measurement.

**TEXT BOOKS**

1. Optical Fiber Communication, Keiser, G. McGraw Hill, Int. Student Ed.
2. John and Harry, Industrial Laser and their applications, McGraw Hill
3. Solar Photovoltaics: Fundamentals, Technologies and Applications, C. S. Solanki, 2nd Edition Prentice Hall of India, 2011.
4. John F Ready, Industrial application of lasers. Academic press 1978
5. John Crisp, Introduction to Fibre Optics , an imprint of Elsevier Science 1996
6. Understanding Fiber Optics, 4th or 5th edition; Jeff Hech; Prentice Hall Publishers
7. Optical Fiber Communication Principles and Systems, A. Selvarajan, S. Kar and T. Srinivas TMH

**REFERENCE BOOK**

1. Fiber Optic Communication System, G. P. Agarwal, Willey Eastern
2. Introduction to Fiber Optics, A. Ghatak and K. Thyagrajan, Cambridge Univ. Press
3. Laser Material processing by W.M. Steen
4. M.L. Wolbarshi, Ed. Laser Applications in Medicine & Biology, Vol.1, 2 & 3 (Plenum, New York, 1971,74,77)
5. Solar cells: Operating principles, technology and system applications, by Martin A. Green, Prentice- Hall Inc, Englewood Cliffs, NJ, USA

---

Revised and approved by Joint Board of Studies in Electronics & Physics on 28<sup>th</sup> Dec,2018

Page 19

*Q* *Atthubv* *Asage* *26* *18/01/2019* *18/01/19*

**JANUARY – JUNE, 2020**

## **OE-23- OPTICAL NETWORKS**

### **Unit I**

WDM Technology and Issue in WDM Optical networks: Introduction – Optical networks – WDM – WDM optical network evolution- Enabling Technology for WDM optical networks – WDM optical network architecture – Issue in Wavelength routed networks – Next generation optical Internet networks, The XG Network architecture, spectrum sensing, spectrum management, spectrum mobility, spectrum sharing, upper layer issues, cross – layer design.

### **Unit II**

Wavelength Routing Algorithms : Introduction – Classification of RWA algorithms – Fairness and Admission control – Distributed control protocols – Permutation routing and Wavelength requirements Wavelength Rerouting algorithms : Introduction – benefits of wavelength routing – Issue in Wavelength routing – Light path Migration – Rerouting schemes – Algorithm AG – Algorithm MWPG – Rerouting in WDM networks with Sparse Wavelength conversion – Rerouting in Multifiber networks – Rerouting in Multifiber Unidirectional ring Networks .

### **Unit III**

Wavelength Convertible networks : Introduction - need for Wavelength converters – Wavelength convertible switch architecture – routing in convertible networks – Performance evaluation of convertible networks – Networks with Sparse Wavelength conversion – Converter placement problem – Converter allocation problem.

### **Unit IV**

Virtual topology Design: Introduction – Virtual Topology design problem – Virtual topology sub problems – Virtual topology design Heuristics – Regular virtual topology design – predetermined virtual topology and lightpath routes – Design of multi fiber networks. Virtual Topology Reconfiguration: Introduction – Need for virtual topology reconfiguration – Reconfiguration due to Traffic changes – reconfiguration for fault restoration.

### **Unit V**

Network Survivability and provisioning: Failures and Recovery – Restoration schemes – Multiplexing techniques – Distributed control protocols. Optical Multicast routing – Next generation optical internet network.

---

Revised and approved by Joint Board of Studies in Electronics & Physics on 28<sup>th</sup> Dec, 2018

Page 20

*[Handwritten signatures and dates]*  
A. S. S. 10/11/2019  
16/01/2019  
18/01/19

**JANUARY – JUNE, 2020**

**TEXT BOOKS**

1. C. Siva Ram Murthy and Mohan Gurusamy, "WDM Optical Networks : Concepts, Design and Algorithms ", Prentice Hall India 2002.
2. Rajiv Ramasami and Kumar N. Sivarajan, " Optical networks : A Practical Perspective", A Harcourt publishers international company 2000.

**OE-24-ADVANCED OPTICAL COMMUNICATION**

**Unit I**

Introduction to optical components – optical amplifiers – types – issue in optical amplifiers – photonic switching – Cross connect – Wavelength conversion – Multiplexer – Demultiplexer, Filters– tunable filters, Photonic Crystal Fibers : Introduction, Guiding mechanism, modified total internal reflection and photonic bandgap guidance, properties and applications, introduction to OICs and its applications.

**Unit II:**

First Generation Optical Networks

SONET/SDH – multiplexing , element of a SONET/SDH infrastructure - SONET/SDH physical layer, Computer interconnects – ESCON, Fiber channel, HIPPI , Metropolitan area networks – FDDI, ATM, Layered Architecture - SONET/SDH layers – Second generation optical network layers.

**Unit III**

DWDM: Networks, Devices, and Technology :Fundamentals of DWDM Technology, Architecture and components, Working of DWDM, Topologies and Protection Schemes for DWDM, IP over DWDM Networks, Ethernet switching over DWDM, OTN (Optical Transport Networking), Capacity expansion and Flexibility in DWDM, Future of DWDM, Survivability in DWDM Networks.

**Unit IV**

**OTDM Technology**

Important issues of OTDM – optical solitons. Optical pulse compression – fiber grating compressor soliton effect compressor. Modulation instability, fundamental and higher-order solitons, soliton lasers, soliton-based communication systems, fiber loss, frequency chirp, soliton interaction, design aspects, higher-order nonlinear effects. Broadcast OTDM networks, bit interleaving and packet interleaving, optical AND gates, nonlinear optical loop mirrors, terahertz

*Q. An Aliaga*  
*18/01/2019*  
*18/01/2019*  
*18/01/2019*  
*18/01/2019*

**JANUARY – JUNE, 2020**

optical asymmetric demultiplexer, switch based networks. Applications of solitons.

## **Unit -V**

### **FTH and PON Technology**

Proposed architecture and issues of Fiber to the home (FTH) – Passive Optical Network (PON), Near space communication – open air optical communication. Inter satellite link hops (ISL). Introduction to all optical networks (AON), Military, Civil, consumer and industrial applications.

#### **TEXT BOOKS :**

1. Rajiv Ramaswami and Kumar N. Sivrajan, " Optical networks – A practical perspective", A Harcourt Publishers International Company 2000
2. R. G. Junsperger, " Integrated Optics – Theory and Technology, Springer Series in Optical Sciences", 3rd Edition 1991
3. Gerd Keiser, " Optical Fiber Communications" ,McGraw Hill International Edition 191
4. G. P. Aggarwal," Non Linear Optics", Academic Press.
5. Stamations V. Kartalopoulos, "Understanding SONET/ SDH and ATM Communication network for Next Millennium", PHI 2000.
6. C. Sivaram and mohan Gurusamy, " WDM Optical Networks : Concepts, Design and Algorithms" PHI India 2002.

#### **REFERENCE BOOKS:**

1. DWDM: Networks, Devices, and Technology 1st Edition, by "Stamatios, V. Kartalopoulos"
2. Broadband Networking ATM, Adh and SONET, " Mike Sexton, Andy Reid"
3. F. Poli, A. Cucinotta and S. Selleri : Photonic crystal fiber properties and application, Springer, 2007

## **OE-27- PHOTONICS LAB –II**

Experiments are to be performed in the Advance Photonics Laboratory of S.O.S. in Electronics & Photonics

### **EXPERIMENTS**

1. To calculate the wavelength of Laser using Michelson interferometer.
2. To determine the size of tiny particles using Laser.
3. To determine the grating pitch of transmission grating.
4. To determine the wavelength of a Laser using meter scale ruling.
5. To find the refractive index of glass (transparent materials) by measuring Brewster angle.
6. To determine the bending losses that occurs in a multimode fiber when it is bent along various radii.

---

Revised and approved by Joint Board of Studies in Electronics & Physics on 28<sup>th</sup> Dec,2018

Page 22

*Qun* *Asigee* *10/1/19* *16/01/2019* *18/01/19*

7. To determine the absorption coefficient of transparent materials (glass slide).
8. To study the variation of splice losses due to transverse offset, angular tilt and longitudinal separation.
9. To observe the refraction of light in liquid and to calculate its refractive index.
10. To study the wavelength dependence of attenuation in the given optical fiber.
11. To determine insertion loss of each channel of WDM mux, loss uniformity and optical cross talk in channels.
12. To setup optical Add/Drop multiplexer (OADM) using fiber Bragg grating .
13. To setup the WDM link with the given components and determine the total loss for each wavelength.
14. To find the refractive index of transparent Bar using diode Laser.
15. To observe the absorption of Laser light when various colors are introduced in its path.
16. Preparation of thin films with the help of Dip Coating Unit and resistance/impedance measurement using Source measuring unit.
17. Preparation of thin films with the help of Spray pyrolysis method and resistance/impedance measurement using Source measuring unit.
18. Preparation of thin films with the help of Spin Coating Unit and optical constant measurement using ellipsometer .

**Note:** Students have to perform at least 15 experiments

## OE 28 Theory-V

The motivation for the course is to make the students understand the fundamentals and physics of photonic materials, devices and nano photonics, as well as nano-photonic devices. **The student may elect one from OE 28 [A] or OR 28 [B].**

### OE 28[A] PHOTONICS MATERIALS AND DEVICES

#### UNIT I

Materials for nonlinear optics, preparation and characterization, evaluations of second order and third order nonlinear coefficients, 3 wave and 4 wave mixing in uniaxial and biaxial crystals.

#### UNIT II

Frequency up and Frequency down conversions, Photorefractive materials, phase conjugation and its applications.

#### UNIT III

AO Phenomenon, Raman-Nath and Bragg modulators, deflectors, spectrum analyser devices

---

Revised and approved by Joint Board of Studies in Electronics & Physics on 28<sup>th</sup> Dec, 2018

Page 23

*Qm*  
*Asigal*  
*26*  
*36*

*MD*  
*18/01/19*

based on EO and MO effects.

#### **UNIT IV**

EL and POS devices, fluoride glass based fibres and their applications, optical fibre based signal processing.

#### **UNIT V**

Optical Integrated Circuits, architecture fabrication and applications, CD read/write mechanism, memory storage, information storage and retrieval using holography.

#### **REFERENCE BOOKS**

1. Optoelectronic devices and systems, SC Gupta, Prentice Hall India (2005) (Text)
2. Handbook of Nonlinear optical crystals - Dmitriev (Springer Verlag), 2003
3. Optical Electronics - Thyagaraj an and Ghatak W (Cambridge University Press), 1997

### **[OE 28 B] NANOPHOTONICS**

#### **UNIT I**

##### **Foundations for Nanophotonics**

Confinement of Photons and Electrons, Propagation Through a Classically Forbidden Zone: Tunneling, Localization Under a' Periodic Potential: Bandgap, Cooperative Effects for Photons and Electrons, Nanoscale Optical Interactions, Axial and Lateral Nanoscopic Localization, Nanoscale Confinement of Electronic Interactions, Quantum Confinement Effects, Nanoscopic Interaction Dynamics, Nanoscale Electronic Energy Transfer.

Near-Field Interaction and Microscopy : Near-Field Optics, Modeling of Near-Field Nanoscopic Interactions, Near-Field Microscopy, Aperture less Near-Field Spectroscopy and Microscopy, Nanoscale Enhancement of Optical Interactions, Time- and Space-Resolved Studies of Nanoscale Dynamics.

#### **UNIT II**


Quantum-Confined Materials : Quantum Wells, Quantum Wires, Quantum Dots Quantum Rings, Manifestations of Quantum Confinement, Optical Properties, Quantum-Confined Stark Effect, Dielectric Confinement Effect, Single-Molecule Spectroscopy, Quantum-Confined Structures as Lasing Media, Metallic Nanoparticles and Nanorods, Metallic Nanoshells Applications of Metallic Nano structures.

Growth and Characterization of Nanomaterials : Growth Methods for Nano materials, Epitaxial Growth, Laser-Assisted Vapor Deposition (LAND) Nano chemistry,

---

Revised and approved by Joint Board of Studies in Electronics & Physics on 28<sup>th</sup> Dec, 2018

Page 24

Handwritten signatures and dates at the bottom of the page. From left to right: a signature, '10/11/19', '26/11/19', '18/11/2019', and '18/11/19'.

Characterization of Nano materials, X-Ray Characterization, Transmission Electron Microscopy (TEM) Scanning Electron Microscopy (SEM), Scanning Probe Microscopy (SPM).

### UNIT III

Nanostructured Molecular Architectures :Non covalent Interactions, Nanostructured Polymeric Media, Molecular Machines, Dendrimers, Supramolecular Structures, Monolayer and Multilayer Molecular Assemblies.

Photonic Crystals : Basics Concepts, Theoretical Modelling of Photonic Crystals, Features of Photonic Crystals, Methods of Fabrication, Photonic Crystal Optical Circuitry Nonlinear Photonic Crystals, Photonic Crystal Fibers (PCF), Photonic Crystals and Optical Communications, Photonic Crystal Sensors.

### UNIT IV

Nanocomposites ,Nanocomposites as Photonic Media, Nanocomposite Waveguides, Random Lasers: Laser Paints, Local Field Enhancement, Multiphasic Nanocomposites, Nanocomposites for Optoelectronics.

Industrial nanophotonics: Nanolithography, Nanosphere Lithography, Dip-Pen Nanolithography, Nanoimprint Lithography, Nanoparticle Coatings, Sunscreen Nanoparticles, Self-Cleaning Glass Fluorescent Quantum Dots, Nano barcodes.

### UNIT-V

Bio Nano photonics and nanomedicine :Bioderived Materials, Bioinspired Materials Bio templates, Bacteria as Biosynthesizers, Near-Field Bio imaging, Nanoparticles for Optical Diagnostics and Targeted Therapy, Semiconductor Quantum Dots for Bio imaging Bio sensing, Nano clinics for Optical Diagnostics and Targeted Therapy, Nanoclinic Gene Delivery Nano clinics for Photodynamic Therapy.

### REFERENCE BOOKS

Nanophotonics : P N Prasad, Wiley Interscience ( 2003) ( Text)

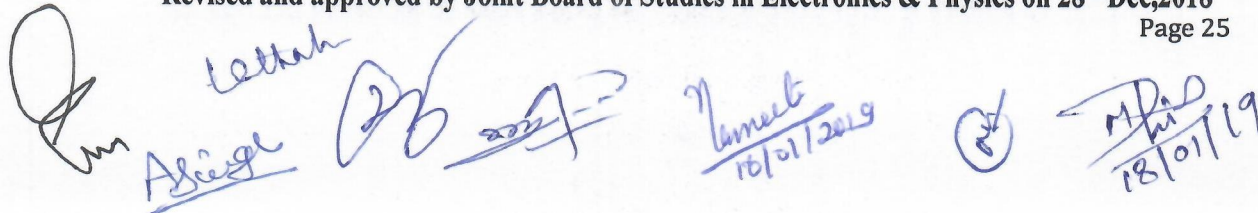
Biophotonics: P N Prasad, Wiley Publications ( 2004)

L. Novotny and B. Hecht, Principles of Nano-optics, Second Edition, Cambridge University Press, 2012

---

Revised and approved by Joint Board of Studies in Electronics & Physics on 28<sup>th</sup> Dec,2018


Page 25

The bottom of the page contains several handwritten signatures and dates in blue ink. From left to right, there is a large signature, a signature that appears to be 'Latha', a signature that appears to be 'Abhishek', a signature that appears to be 'S. S.', a signature that appears to be 'N. S.', and a signature that appears to be 'M. S.' with the date '18/01/19' written below it.

### Comprehensive Viva-Voce

A comprehensive viva -voce will be held immediately after the end of Semester I, II and IV. The Comprehensive Viva- Voce is intended to assess the student's understanding of various subjects he has studied during the M.Tech. course of study. The Viva-Voce would be conducted by a Board of Examiners consisting of the Head, Course Coordinator and all concerned Faculty Members of the both Electronics and Physics department. The Comprehensive Viva- Voce is evaluated on the basis of Grade. A candidate has to secure a minimum Grade to be declared successful. If he fails to obtain the minimum Grade, he has to reappear for the viva-voce during the next examination. The Grades are as follows.

RANGE	QUALITATIVE_ASSESSMENT/GRADE
91% - 100%	O Outstanding
81% - 90%	A Very Good
71% - 80%	B Good
61% - 70%	C Fair
50% - 60%	D Pass
Below 50%	F Failure

The footer contains several handwritten signatures and dates. From left to right: a signature, the name 'Abirge', a signature with '26' written below it, a signature with '18/01/2019' written below it, a circled '27', and a signature with '18/01/19' written below it.

**SEMESTER III (July – December, 2020)**

**Major Project Phase - I**

**&**

**SEMESTER IV (January – June, 2021)**

**Major Project Phase- II**


**Project Work Scheme**

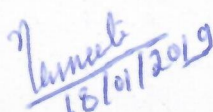
**Project** evaluation shall be done at the end of III and IV semesters and the students will have to submit a dissertation on his / her project work as per the Regulation for M.Tech. The problem may be selected from an appropriate Industry or Institution. The candidate is expected to work under the guidance of a project guide for at least for a period as decided. In case the project work is taken up in an external Industry/Institution, the project shall have two guides: one in the participating organization (Industry/Institution) who is the external guide and the other shall be one of the faculty members from Department who is the internal guide. The dissertation should be submitted within two calendar years from the starting date of the third semester, Six copies of the dissertation have to be submitted to the M.Tech. Course Coordinator. These copies shall be distributed to the External examiner, Internal Examiner, Project guide (Faculty), Department Library and University Library and the Candidate.

**Evaluation of Project Work**


The project evaluation committee shall be responsible for the project work evaluation. The project evaluation committee as per M.Tech. Regulation. The project guide (faculty from department) shall be the internal examiner. The external examiner shall be a technical expert in the concerned subject from any organization other than that of the project guide and is selected from the panel of experts submitted by the Course Coordinator. The dissertation shall be evaluated by the external examiner.

Three bound copies along with a soft copy of the dissertation shall be submitted to the Head of the Department/Coordinator within the last date prescribed by the Department / School for the purpose. The project work shall be evaluated through presentations and viva voce. The grade/marks shall be given to the students according to the level and quality of work and presentation/documentation.

  
Asuge

  
Anant  
18/01/2019



  
Anant  
18/01/19



# **SCHEME OF EXAMINATION & SYLLABUS of Course Work for Ph.D.(ELECTRONICS) PROGRAMME**



## **FACULTY OF SCIENCE**

**Approved by Board of Studies in Electronics**

**Effective from Academic Session from starting**

**JULY 2019**

**School of Studies in Electronics and Photonics**

**Pt. Ravishankar Shukla University**

**Amanaka, GE Road, Raipur (C.G.) 492010**

**[www.prsu.ac.in](http://www.prsu.ac.in)**

5 JAN 2019

*[Handwritten signature]*

05 01 19

5 JAN 2019  
HST  
51/19

# **SCHEME OF EXAMINATION & SYLLABUS of Course Work for Ph.D.(ELECTRONICS) PROGRAMME**



## **FACULTY OF SCIENCE**

**Approved by Board of Studies in Electronics**  
**Effective from Academic Session from starting**  
**JULY 2019**

**School of Studies in Electronics and Photonics**  
**Pt. Ravishankar Shukla University**  
**Amanaka, GE Road, Raipur (C.G.) 492010**  
**[www.prsu.ac.in](http://www.prsu.ac.in)**

# PT. RAVISHANKAR SHUKLA UNIVERSITY, RAIPUR

## SCHEME OF EXAMINATION & SYLLABUS PRESCRIBED FOR THE EXAMINATION OF COURSE WORK FOR Ph.D. (Electronics)

EFFECTIVE FROM JULY 2019

### Scheme of Examination

The Course Work for PhD degree in Electronics is a six month course after completion of P.G. Degree in the subject. There shall be two compulsory papers based on the research areas of Electronics discipline. The structure of the course is given below:

S No	Theory Paper	Marks
1.	Research Methodology, Quantitative Methods & Computer Applications	100
2.	Review of Literature in Concerned Subject, Seminar/ Project Report	100
Total		200

### Paper I

#### Research Methodology, Quantitative Methods & Computer Applications

#### Unit I - Introduction and Design of research

Meaning, objective and significance of research, types and parameters of research, research process, identification and definition of the research problem, definition of construct and variables, pure and applied research design, exploratory and descriptive design methodology, qualitative Vs quantitative research methodology, field studies, field experiments Vs laboratory experiments, research design in social and physical sciences.

#### Unit II - Data Analysis

Procedure for testing of Hypothesis, the null hypothesis, determining level of significance, type I and type II errors, grouped data distribution, measures of central tendency, measures of spread/dispersion, normal distribution, analysis of variance: one way, two

*Handwritten signature*  
5/1/19

way, Chi square test and its application, students 'T' distribution, non parametric statistical techniques, binomial test, Correlation and regression analysis- discriminate analysis- factor analysis- cluster analysis, measures of relationship.

### Unit III – Solar PV fundamentals and Emerging Solar Cell Technologies

**P-N junction under illumination:** Generation of Photo voltage, Light Generated current,, I-V equation, Solar Cell Characteristics, parameters of solar cells, Relation of Voc and Eg

**Design of solar cells:** Upper limit of cell parameters, Losses in Solar Cell, Design for High Isc, Voc and FF

**Analytical Techniques:** Solar Simulator-IV measurement, Quantum efficiency measurement, Minority carrier lifetime & diffusion length measurement.

**Thin film solar cell technologies,:** amorphous Si solar cells, CdTe solar cells, Quantum Dot Solar Cells, Dye Sensitized Solar cells, Perovskite Solar Cells, Present status of different PV technologies, Shockley-Queisser limit.

### Unit IV – Molecular Devices and Semiconductor Device Simulation

**Molecular Devices:** Operation fundamentals of organic LEDs, Organic FETs and Organic solar cells, Basic physics underlying device operation, Fundamental benefits and limitations of the organic materials

**Introduction to Semiconductor Device Simulation:** Need of Simulation, Process Simulation, Device Simulation device simulation sequence, hierarchy of transport models, DD Model, Relationship between various transport regimes and significant length-scales. Numerical Solution Methods - finite difference scheme, discretization of Poisson's and current continuity equations.

### Unit V - Image Fundamentals -

Digital Image representation, fundamental steps in Digital Image processing, image acquisition, storage, processing, communication & display, Simple image model, sampling and quantization, some basic relationships between pixels: Neighbors of a pixel, connectivity, labeling of connected Components, Relations, distance Measures.

#### Image Transforms

Introduction to Fourier Transform, The Discrete Fourier Transform, some properties of two dimensional Fourier transform: Separability, translation, periodicity & conjugate symmetry, rotation, distributive and scaling, average value, convolution and correlation, sampling. The Fast Fourier Transform: FFT algorithm, number of operations, the inverse FFT, implementation. Other Separable Image Transforms: Walsh Transforms, Discrete Cosine Transform, Hadamard Transform, the Haar & Slant transform. Study of basic functions of image processing toolbox of Matlab software

#### Reference Books -

1. Research in education, By J W Best and J V Kann. Pearson/ Allyn and Bacon.
2. Research Methodology - Methods and Techniques, C K Kothari, New Age International.

3. Solar Photovoltaic's: Fundamentals, Technologies and Applications, C. S. Solanki, 2nd Edition, Prentice Hall of India, 2011.
4. Solar cells: Operating principles, technology and system applications, by Martin A. Green, Prentice-Hall Inc, Englewood Cliffs, NJ, USA,
5. Physics of Solar Cells: From Basic Principles to Advanced Concepts Peter Würfe Wiley-VCH; 1 edition
6. Organic Electronics: Materials, Manufacturing, and Applications Hagen Klauk Wiley-VCH; 1 edition
7. Organic Molecular Solids Markus Schworer (Author), Hans Christoph Wolf, Wiley-VCH; 1 edition (March 27, 2007)
8. Semiconductor Devices Modeling and Technology" by Nandita Das Gupta and Amitava Das Gupta, Prentice Hall of India Pvt.Ltd.
9. Digital Image Processing : Gonzalez and Woods, 2nd Edition, Pearson Education Publication
10. Fundamental of Digital Image Processing - A.K.Jain, PHI.

## **Paper – II**

### **Review of Literature in Concerned Subject, Seminar/ Project Report**

Review work related to latest developments in any related field excluding Ph.D. thesis topics.

The student should submit a detailed report of the review work and deliver a seminar before submission of the report and one final seminar.

**Course Structure and Syllabus**  
**CHOICE BASED CREDIT SYSTEM**  
**IN**  
**M.Sc. ELECTRONICS PROGRAMME**



**FACULTY OF SCIENCE**

**Approved by Board of Studies in Electronics**

**(Academic Session July 2019 and onwards)**

**School of Studies in Electronics and Photonics**

**Pt. Ravishankar Shukla University**

**Raipur (C.G.) 492010**

**[www.prsu.ac.in](http://www.prsu.ac.in)**

---

Syllabus revised and approved by Board of Studies in Electronics on 28<sup>th</sup> Dec., 2018

Page 1

5 JAN 2019

5 JAN 2019

# **Course Structure and Syllabus CHOICE BASED CREDIT SYSTEM IN M.Sc. ELECTRONICS PROGRAMME**



**FACULTY OF SCIENCE**

**Approved by Board of Studies in Electronics**  
(Academic Session July 2019 and onwards)

**School of Studies in Electronics and Photonics**  
**Pt. Ravishankar Shukla University**  
**Raipur (C.G.) 492010**

**[www.prsu.ac.in](http://www.prsu.ac.in)**

---

Syllabus revised and approved by Board of Studies in Electronics on 5<sup>th</sup> Jan., 2019

Page 1

# School of Studies in Electronics & Photonics, Pt. Ravishankar Shukla University, Raipur

M. Sc. Electronics CBCS

Scheme & Syllabus

Session 2019-21

Sr. No.	Paper Code	Title of Elective Paper	Marks			Credit
			External	Internal	Total	
1.	ELCBCS-1	Basics of Electronics <sup>a</sup>	80	20	100	3
2.	ELCBCS-2	Fundamentals of Biomedical Equipments <sup>b</sup>	80	20	100	3

<sup>a</sup> For all students except students of Electronics and Physics

<sup>b</sup> For all students

- Each elective paper comprises of three units and carries a total of 3 credits.
- Note: Student can earn maximum of 6 credits or minimum of 3 credits out of the aforesaid elective papers.
- Enrolment of 10 students is minimum requirement for switching on the course for a particular semester with the maximum limit of 30 students
- The courses will be offered either during the second or the third semester.
- Classes will be held on 3pm to 4pm or 4pm to 5 pm.
- Basis of Selection: First come and first serve basis.



Name of the Department - **SOS in Electronics and Photonics, PRSU, Raipur**  
Course - **Choice Based Course ELCBCS-1, Second Semester**  
Name of Question Paper - **ELCBCS-1 Basics of Electronics**  
Total Credit - **03** ; Total Marks - **100**

**Course Details-** This course introduces students to the basic components of electronics: diodes, transistors, and op amps. It covers the basic operation and some common applications.

### **EL1 Basics of Electronics**

**Basic electronics-** Introduction, Applications, Concepts of charge, potential, voltage, current, power and their units, Active and passive components,

**Basic concepts and resistor circuits** Resistor and its color codes, AC signals

**AC circuits** Introduction, Capacitors, Inductors, RC circuits, Response to a sine wave

**Overview of Analog circuitry-** Introduction to semiconductors, Conductors, Insulators, Diode and its type, Transistor and its types- NPN & PNP, Transistor as an amplifier and switch. Introduction to MOSFETS, Operational Amplifiers and Integrated Circuits.

**Digital Electronics-** Analog vs digital signals, Concept of amplitude and frequency, Number system and their conversions, Boolean arithmetic, De – Morgan laws, basic logic gates: their realization, Universal gates, Exclusive – OR and Exclusive NOR-gates.

### **Text Books**

- [1.] Basic Electronics for Scientists and Engineers, Dennis L. Eggleston, Cambridge University Press.
- [2.] Basic Electronics and Linear Circuit by N. N. Bhargava, DC Kulshreshtha and S. C. Gupta, Tata McGraw-Hill
- [3.] Electronic Devices and Circuit Theory, 9th ed. Boylestad & Nashelsky, PHI
- [4.] Digital Principal and Application - Malvino Leach, Tata Macgraw Hill
- [5.] Modern Digital Electronics - R.P. Jain, Tata Mcgraw

### **References**

- [6.] Basic Electronics Solid State by B. L. Thereja, S Chand
- [7.] Electronic Devices & Circuit Analysis – K Lal Kishore, BS Publications

Name of the Department - **S.O.S. in Electronics and Photonics, PRSU, Raipur**  
Course - **Choice Based Course ELCBCS-2, Third Semester**  
Name of Question Paper - **ELCBCS-2 Fundamentals of Biomedical Equipments**  
Total Credit - **03** ; Total Marks - **100**

Course Details-

### **EL2 Fundamentals of Biomedical Equipments**

**Basics of measuring instruments of electronics-** Overview of electricity, Circuit basics, Concept of various measuring parameters- voltage, current, power, ohm's law, Kirchhoff's law.

**Biomedical equipment overview-** Electronics and Medicine, medical electronics, Importance of measuring instruments in Biomedical, Overview of Electrocardiograph-operation, origin of the ECG waveform

**Electroencephalography (EEG) -** Signal sources, Recording modes, Applications of the EEG; Techniques to Aid observation- X-ray and Radiography, Diagnostic Ultrasound.

#### **Text Books-**

- Principles of Medical Electronics and Biomedical Instrumentation- C. Raja Rao, S. K. Guha, Universities Press (India Limited)
- Introduction to Biomedical Instrumentation- Mandeep Singh, PHI Learning Pvt. Ltd.

#### **Reference Books-**

- Biomedical instrumentation and measurements – Leslie Cromwell, Fred J. Weibell, Erich A. Pfeiffer
- Measurements And Instrumentation- A.V.Bakshi U.A.Bakshi, Technical publication, Pune
- Biomedical Instrumentation and Measurment- R. Anandanatarajan, PHI



**SCHEME OF EXAMINATION  
&  
COURSE STRUCTURE AND SYLLABUS**



**M.Phil. (ELECTRONICS)**

**PROGRAMME**

**FACULTY OF SCIENCE**

**Approved by Board of Studies in Electronics**

**Effective from Academic Session JULY 2019**

**School of Studies in Electronics and Photonics**

**Pt. Ravishankar Shukla University**

**Raipur (C.G.) 492010**

**[www.prsu.ac.in](http://www.prsu.ac.in)**

**SCHEME OF EXAMINATION  
&  
COURSE STRUCTURE AND SYLLABUS**



**M.Phil. (ELECTRONICS)  
PROGRAMME**

**FACULTY OF SCIENCE**

**Approved by Board of Studies in Electronics**

**Effective from Academic Session JULY 2019**

**School of Studies in Electronics and Photonics  
Pt. Ravishankar Shukla University  
Raipur (C.G.) 492010  
[www.prsu.ac.in](http://www.prsu.ac.in)**

**PT. RAVISHANKAR SHUKLA UNIVERSITY, RAIPUR**  
**SCHEME OF EXAMINATION & SYLLABUS PRESCRIBED FOR THE**  
**EXAMINATION OF**

**M.Phil in Electronics Programme**  
**SESSION 2019-2020**

**1. Objective of the course:**

- To provide academic progression to students obtaining M.Sc. degree willing to pursue an academic career
- To provide academic progression to professionals engaged in academic fields
- To provide a bridge course for an M.Sc. student so as to encourage him / her for research.
- To introduce emerging areas as discourses of study for promoting academic activities and research in related fields.

**2. Course Methodology:** A detailed treatment of each topic will be presented in class but a major portion of each class session will involve interaction and discussion. It is essential, therefore, that each student has a reading of the topic to be taken up in a class prior to attending the session. Written / presentation assignments will explore the issues and their logical consequences. Programming assignments will offer both programming experience and an opportunity to experiment with ideas. Dissertation work will involve students individually carry out a detail study on a topic and implement a related system.



**Scheme of Examination :**

The Master of Philosophy (M.Phil.) in Electronics is a full time course for one year after completion of M.Sc. in Electronics, Electronic Science, Physics, Instrumentation. Admission to M.Phil (Electronics) programme will be done through entrance examination. The course structure will contain three theory papers, seminar (two) and dissertation as outlined below:

S.No.	Theory paper	Marks
1.	Paper I : Research Methodology , Quantitative Methods and Computer applications	100
2.	Paper II - Photonics, Advanced Concepts in Solar Cell Technologies and Nano Science and Technology	100
3.	Paper III : Digital Image Signal Processing	100
4.	Seminar - Seminar based on theory paper (Best two out of three)	50
5.	Dissertation –(a) Final Seminar based on Dissertation	50
	(b) Dissertation Script evaluation	75
	(c) Viva – Voce	25
<b>Grand Total</b>		<b>500</b>

Revised Syllabus approved by Board of Studies in Electronics on 5<sup>th</sup> Jan.,2019

Page 2



## Paper I

### Research Methodology, Quantitative Methods & Computer Applications

#### Unit I - Introduction and Design of research

Meaning, objective and significance of research, types and parameters of research, research process, identification and definition of the research problem, definition of construct and variables, pure and applied research design, exploratory and descriptive design methodology, qualitative Vs quantitative research methodology, field studies, field experiments Vs laboratory experiments, research design in social and physical sciences.

#### Unit II - Data Analysis

Procedure for testing of Hypothesis, the null hypothesis, determining level of significance, type I and type II errors, grouped data distribution, measures of central tendency, measures of spread/dispersion, normal distribution, analysis of variance: one way, two way, Chi square test and its application, students 'T' distribution, non parametric statistical techniques, binomial test, Correlation and regression analysis-discriminate analysis- factor analysis- cluster analysis, measures of relationship.

#### Unit III – Solar PV fundamentals and Emerging Solar Cell Technologies

**P-N junction under illumination:** Generation of Photo voltage, Light Generated current, I-V equation, Solar Cell Characteristics, parameters of solar cells, Relation of  $V_{oc}$  and  $E_g$

**Design of solar cells:** Upper limit of cell parameters, Losses in Solar Cell, Design for High  $I_{sc}$ ,  $V_{oc}$  and FF, Shockley-Queisser limit.

**Analytical Techniques:** Solar Simulator-IV measurement, Quantum efficiency measurement, Minority carrier lifetime & diffusion length measurement.

**Thin film solar cell technologies,:** amorphous Si solar cells, CdTe solar cells, Quantum Dot Solar Cells, Dye Sensitized Solar cells, Perovskite Solar Cells, Present status of different PV technologies,

#### Unit IV – Molecular Devices and Semiconductor Device Simulation

**Molecular Devices:** Operation fundamentals of organic LEDs, Organic FETs and Organic solar cells, Basic physics underlying device operation, Fundamental benefits and limitations of the organic materials

**Introduction to Semiconductor Device Simulation:** Need of Simulation, Process Simulation, Device Simulation device simulation sequence, hierarchy of transport models, DD Model, Relationship between various transport regimes and significant length-scales.

Numerical Solution Methods - finite difference scheme, discretization of Poisson's and current continuity equations.

---

Revised Syllabus approved by Board of Studies in Electronics on 5<sup>th</sup> Jan., 2019

## **Unit V - Image Fundamentals –**

Digital Image representation, fundamental steps in Digital Image processing, image acquisition, storage, processing, communication & display, Simple image model, sampling and quantization, some basic relationships between pixels: Neighbors of a pixel, connectivity, labeling of connected Components, Relations, distance Measures.

### **Image Transforms**

Introduction to Fourier Transform, The Discrete Fourier Transform, some properties of two dimensional Fourier transform: Separability, translation, periodicity & conjugate symmetry, rotation, distributive and scaling, average value, convolution and correlation, sampling. The Fast Fourier Transform: FFT algorithm, number of operations, the inverse FFT, implementation. Other Separable Image Transforms: Walsh Transforms, Discrete Cosine Transform, Hadamard Transform, the Haar & Slant transform.

Study of basic functions of image processing toolbox of Matlab software

### **Reference Books –**

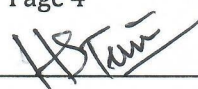

1. Research in education, By J W Best and J V Kann. Pearson/ Allyn and Bacon.
2. Research Methodology - Methods and Techniques, C K Kothari, New Age International.
3. Solar Photovoltaic's: Fundamentals, Technologies and Applications, C. S. Solanki, 2nd Edition, Prentice Hall of India, 2011.
4. Solar cells: Operating principles, technology and system applications, by Martin A. Green, Prentice-Hall Inc, Englewood Cliffs, NJ, USA,
5. Physics of Solar Cells: From Basic Principles to Advanced Concepts Peter Würfe Wiley-VCH; 1 edition
6. Organic Electronics: Materials, Manufacturing, and Applications Hagen Klauk Wiley-VCH; 1 edition
7. Organic Molecular Solids Markus Schworer (Author), Hans Christoph Wolf, Wiley-VCH; 1 edition (March 27, 2007)
8. Semiconductor Devices Modeling and Technology" by Nandita Das Gupta and Amitava Das Gupta, Prentice Hall of India Pvt.Ltd.
9. Digital Image Processing : Gonzalez and Woods, 2nd Edition, Pearson Education Publication
10. Fundamental of Digital Image Processing - A.K.Jain, PHI.

## **Paper II**

### **Photonics, Advanced Concepts in Solar Cell Technologies and Nano Science & Technology**

#### **Unit I - Photonics**

Classification of Optical processes, Optical coefficients, Optical materials, Concept of Excitons, Free and Frenkel excitons,



Light emission in solids, Interband luminescence, direct gap materials, indirect gap materials, Photoluminescence.

General principle of electroluminescence devices, Light emitting diodes, Material selection for light emitting diodes, Diode lasers, Inorganic electroluminescence, ACTFEL device, EL characteristics, EL excitation mechanism.

### **Unit II - Advanced Concepts in Solar Cell Technologies**

Need of sustainable energy sources, Sustainable Sun's energy, Concepts Fundamental limits on conversion efficiency Shockley-Queisser theory, Multiple Junction solar cells, Quantum dot solar cells, Intermediate band solar cells, Photon splitting and multi-application High efficiency c-Si solar cells, Staebler-Wronski effect

Fabrication of crystalline Si solar cells, Thin film crystalline Silicon solar cell technologies, Thin Cadmium Telluride and Copper Indium Gallium Selenide Cell Technologies.

### **Unit III -**

**Solar PV modules**, Series and parallel connection of cells, Mismatch in series and parallel connection, PV module power output as function of temperature and solar radiation

**Concentrators Photovoltaic (CPV) Cells**- Light concentration, concentration ratio, Optics for CPV paraboloid reflector Compound parabolic concentrator Fresnel's Lens concentrator **Tracking requirement of CPV**

### **Unit IV -**

Introduction to thin films Two dimensional material, various methods of thin films growth, Molecular Beam Epitaxy (MBE), Controlled deposition of single Atomic Layer, Liquid Phase Epitaxy (LPE), and Vapour Phase Epitaxy (VPE), Characterization of thin Film. Application of thin film, Metal nanoclusters, semi conducting nanoparticles, rare gas and molecular clusters, methods of synthesis, carbon nanostructures, applications of carbon nanotubes, bulk nanostructured materials, solid disordered nanostructures, nanostructured crystals, photonic crystals.

### **Unit V -**

Introduction to Nano science, Classification of Nano materials, Size dependence of properties, Energy Bands, Chemical Mechanical, Magnetic, Structural, Optical (linear & non-linear) properties of nanoparticles. Emergence of nanotechnology: Bottom-up & Top-down approach.

### **Reference Books -**

1. Optical Properties of Solids Mark Fox Oxford University Press
2. Solar Photovoltaics: Fundamentals, Technologies and Applications, C. S. Solanki, Prentice Hall of India, 2011.
3. Solar cells: Operating principles, technology and system applications, by Martin A. Green, Prentice-Hall Inc, Englewood Cliffs, NJ, USA,

4. Fiber Optic Communication - Govind P. Agrawal, 3rd Edition, Wiley Series in Systems
  5. Introduction to Nanotechnology- Charles P. Poole and Frank J. Owens, Wiley and Sons
  6. Nanostructures: Theory & Modelling : C. Delerue & M. Lannoo (Springer)
  7. Nanotechnology-Basic Science and Emerging Technologies by M. Wilson, Kamali Kannangara Geoff Smith, Michelle Simmons, B, Raguse
  8. Nanotechnology- An Introduction to Nanostructuring Techniques-Wolfgang Fritzsche
  9. Nanomaterials- synthesis, Properties & application A.S. Edelstein & R C Cammarata
- Introduction to Nanotechnology-Charles P. Poole, Jr. & Frank J. Owens)"

### **Paper III - Digital Image Signal Processing**

#### **Unit I - Image Enhancement**

Spatial domain methods and frequency domain methods, Enhancement by point processing: histogram processing, Image subtraction, image averaging. Spatial Filtering: smoothing and sharpening filters. Enhancement in the frequency Domain: low pass, high pass and homomorphic filtering. Generation of spatial masks from frequency domain specifications, Color image processing: color fundamentals, color models, pseudo color image processing, full color image processing.

#### **Unit II - Image Restoration**

Degradation Model for continuous functions, discrete formulation, Diagonalization of circulant and Block Circulant matrices: circulant matrices block circulant matrices, effect of diagonalization on the degradation model. Algebraic approach to restoration: unconstrained and constrained restoration. Inverse filtering , least mean square (Wiener ) filter , Constrained least squares Restoration, Interactive Restoration , restoration in the spatial domain , geometric transformations : spatial transformations ,gray level interpolation

#### **Unit III- Image Compression**

Fundamentals: coding redundancy, inter pixel redundancy, psycho visual redundancy, fidelity criteria. Image compression models: the source encoder and decoder, the channel encoder and decoder. Elements of information theory: measuring information, the information channel, fundamental coding theorems. Error free compression: variable length coding, bit plane coding, lossless predictive coding. Lossy Compression: Lossy predictive coding, transform coding.

Image Compression standards: binary image compression standards, continuous tone image compression standards.

#### **Unit IV - Image Segmentation**

Detection of discontinuities: point, line, edge and combined detection. Edge linking and boundary detection: local processing, global processing via the Hough Transform, global processing via graph theoretic techniques. Thresholding: foundation, the role of illumination, simple global thresholding, optimal thresholding, thresholding selection based on boundary characteristics, thresholds based on several variables. Region oriented segmentation, use of motion in segmentation.

### **Unit V - Image Representation, description and recognition**

Representation schemes: chain codes, signature, boundary segments. Boundary descriptors: some simple descriptors, Fourier descriptors, Regional descriptors: topological descriptors, moments, Relational descriptors. Recognition: Elements of image analysis, patterns and patterns classes, Decision theoretic methods: matching, optimum statistical classifiers, structural methods. Interpretation: logical systems (predictive calculus), semantic networks, production systems.

### **Reference Books –**

1. Digital Image Processing – Gonzalez and Woods, 2<sup>nd</sup> Edition, Pearson Education Publication
2. Digital Image Processing – Gonzalez and Woods, Pearson Education using Matlab Publication
3. Digital Image Processing – B.Chanda, D.Dutta and Majumdar Analysis, PHI Publication
4. Fundamentals of Digital Image Processing – S. Annadurai ,R.Shanmugalakshmi, Pearson education
5. Digital Image Processing - Rafael C Conzalez & Richard E. Woods, AWL.
6. Fundamental of Digital Image Processing - A.K. Jain, PHI.
7. Digital Picture Processing - Rose field Kak.
8. Digital Image Processing - W.K.Pratt.

### **Dissertation- Marks: 150**

Students individually will carry out a detail study on a topic and implement a related system. The study must include literature survey, methodology and proposed work, experimental details and results, modifications to be included and future directions, applications etc. A report is to be prepared and submitted under the guidance of a supervisor. The report should contain design, implementation and experimental details. The topics involved in the work should be related to the courses undertaken by the student till this portion of progression under the programme and have contemporary relevance. It can involve research and development oriented works and be carried out with an eye on the needs of the industry. The work must be defended through a presentation in front of a panel constituted by selected experts. The quality of the work should be reflected by at least one publication in conference proceedings/ journals etc.