

SoS in Economics
Pt. Ravishankar Shukla University
Raipur (C.G.) 492010

Student Feedback Report 2021-22

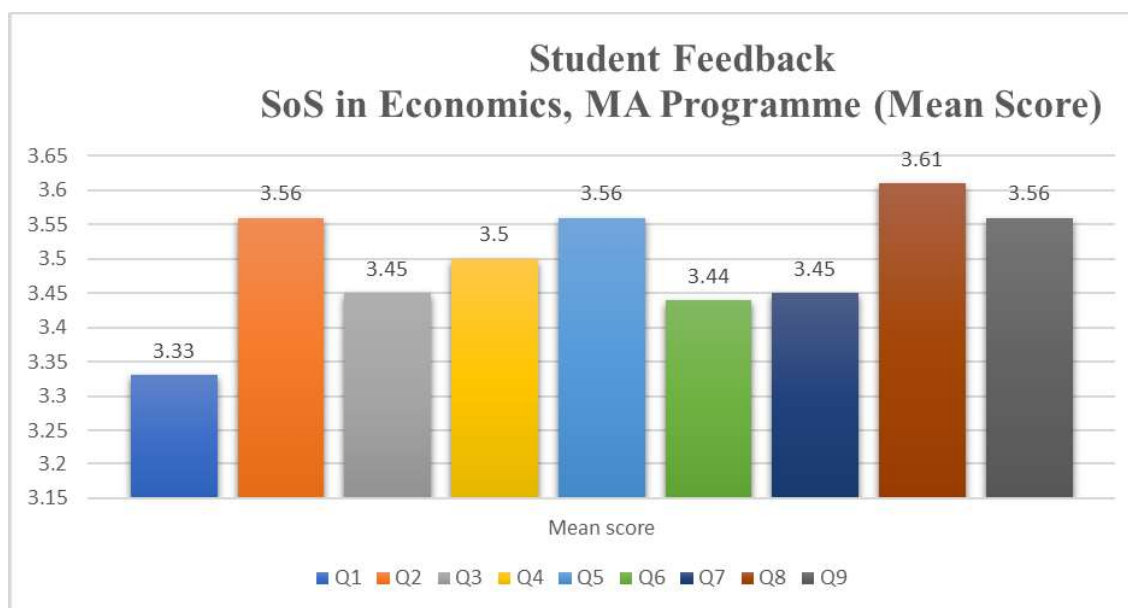
Abbreviations used

Abbreviations	Name of Faculty
A	Dr. R. Prasad
B	Dr. A. K. Pandey
C	Dr. Ravindra Brahme
D	Dr. B. L. Sonekar
E	Dr. Archana Sethi
F	Dr. Sunil Kumeti

SCORING			
4	3	2	1
A	B	C	D
Very good	Good	Satisfactory	Unsatisfactory

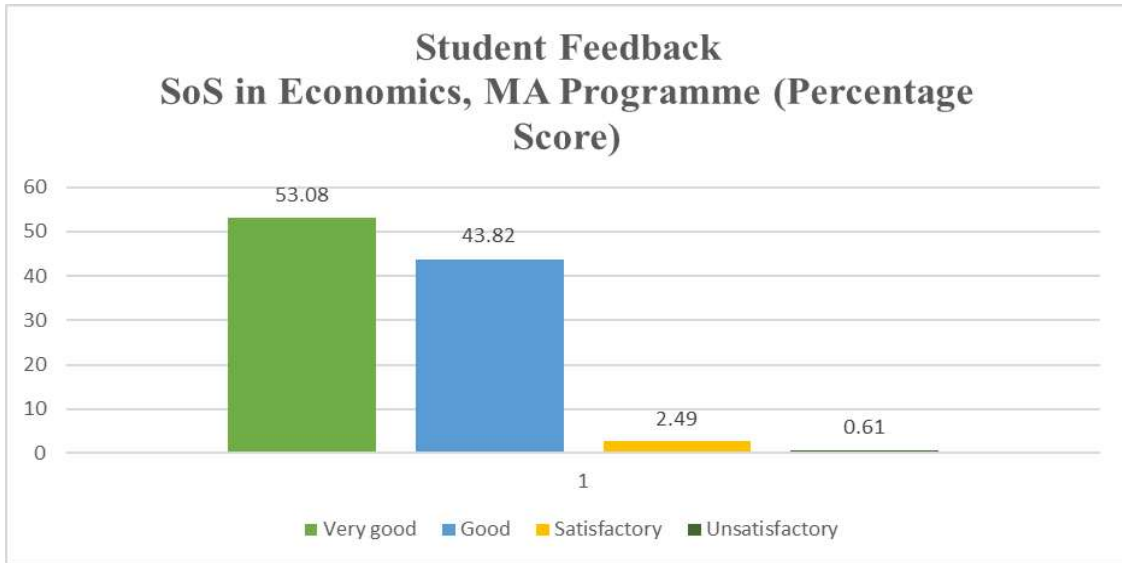
No. of students participating –M.A. Economics IV Sem = 18
 Total No. of students –M.A. Economics IV Sem = 27
 Total faculty members Permanent (6) = Total 06

M.A. Programme Student Feedback



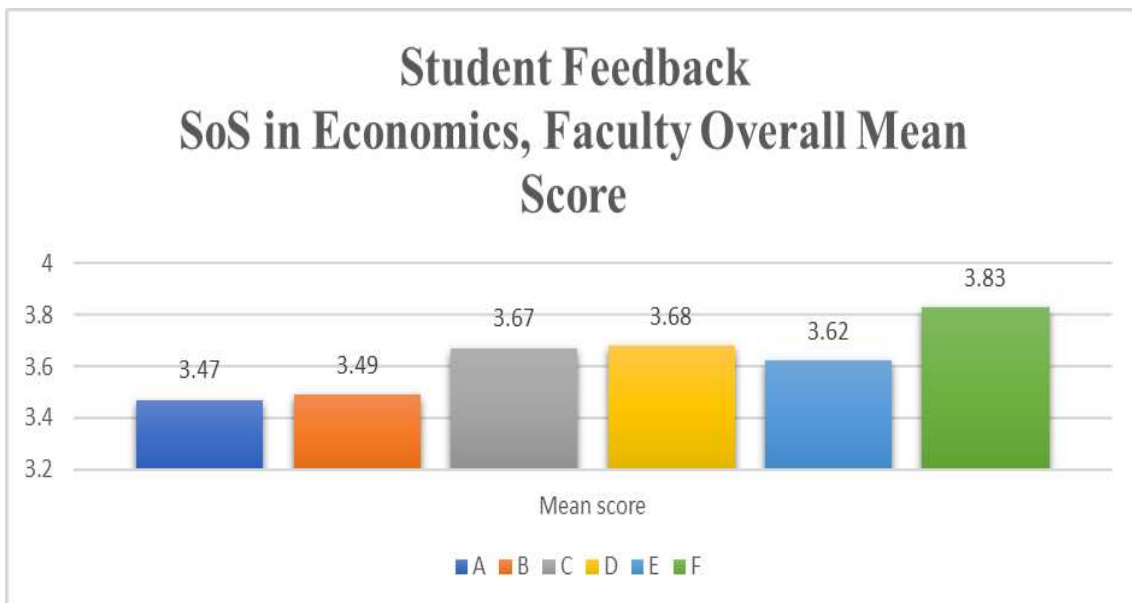
(Signature)

PERCENT RESPONSE



Faculty Student Feedback

Abbreviations	Name of Faculty	Mean Score
A	Dr. R. Prasad	3.47
B	Dr. A. K. Pandey	3.49
C	Dr. Ravindra Brahme	3.67
D	Dr. B. L. Sonekar	3.68
E	Dr. Archana Sethi	3.62
F	Dr. Sunil Kumeti	3.83

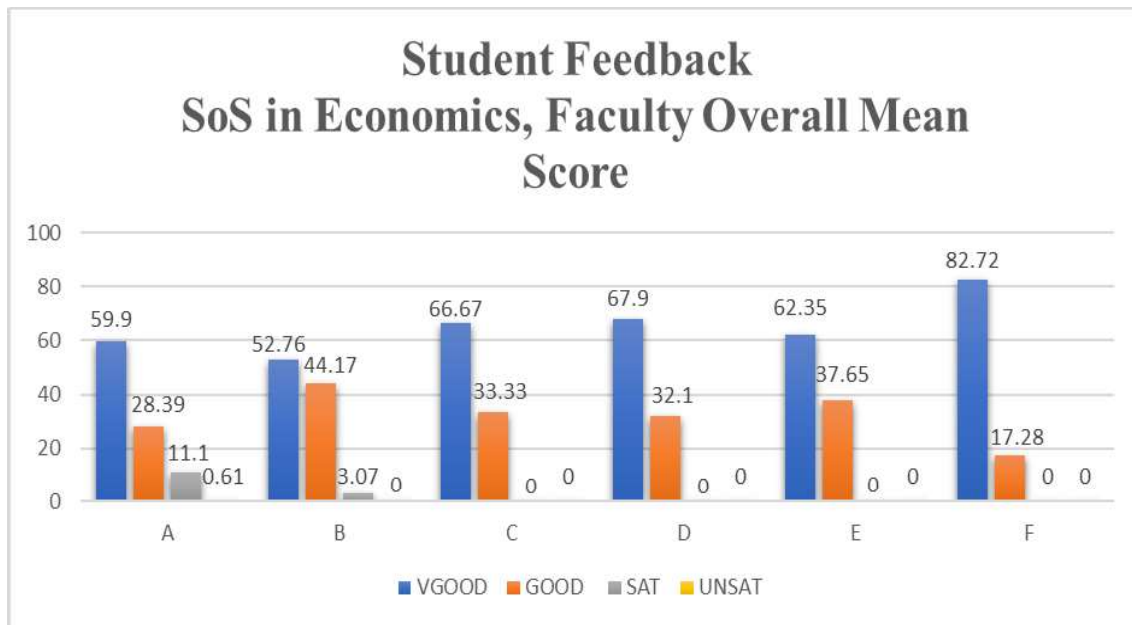


(Handwritten signature)

PERCENT RESPONSE TO FACULTY


M.A. Economics

FACULTY	VGOOD	GOOD	SAT	UNSAT
A	59.90	28.39	11.10	0.61
B	52.76	44.17	3.07	0
C	66.67	33.33	0	0
D	67.90	32.10	0	0
E	62.35	37.65	0	0
F	82.72	17.28	0	0



ACTION TAKEN REPORT

The overall score given by students to the faculty was circulated among the faculty members including ad hoc members with the request for improvement in teaching.


Name of Faculty
Professor in charge
Student feedback, SLS